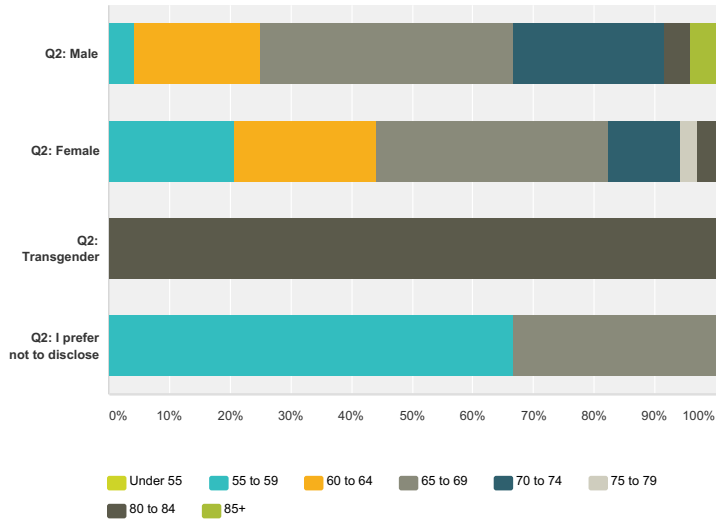


Q1 What is your age?

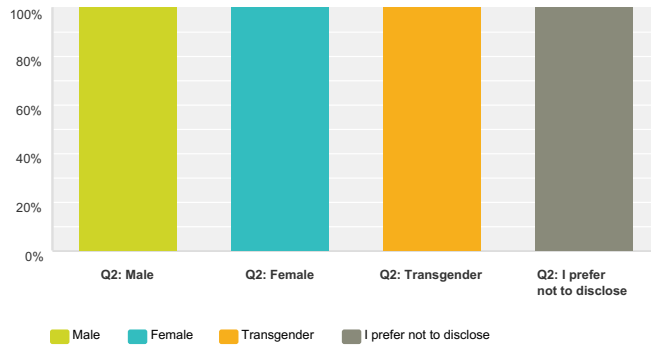
Answered: 62 Skipped: 0



	Under 55	55 to 59	60 to 64	65 to 69	70 to 74	75 to 79	80 to 84	85+	Total
Q2: Male	0.00% 0	4.17% 1	20.83% 5	41.67% 10	25.00% 6	0.00% 0	4.17% 1	4.17% 1	38.71% 24
Q2: Female	0.00% 0	20.59% 7	23.53% 8	38.24% 13	11.76% 4	2.94% 1	2.94% 1	0.00% 0	54.84% 34
Q2: Transgender	0.00% 0	0.00% 0	0.00% 0	0.00% 0	0.00% 0	0.00% 0	100.00% 1	0.00% 0	1.61% 1
Q2: I prefer not to disclose	0.00% 0	66.67% 2	0.00% 0	33.33% 1	0.00% 0	0.00% 0	0.00% 0	0.00% 0	4.84% 3
Total Respondents	0	10	13	24	10	1	3	1	62

Q2 What is your gender?

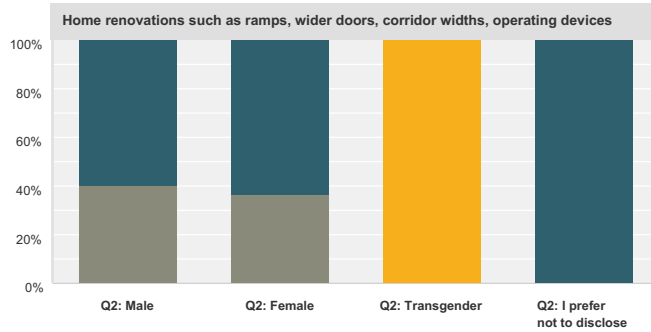
Answered: 62 Skipped: 0



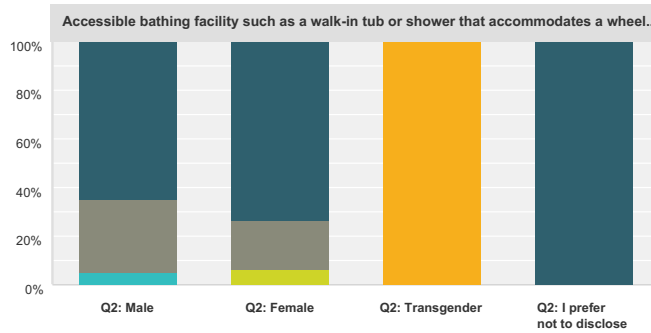
	Male	Female	Transgender	I prefer not to disclose	Total
Q2: Male	100.00% 24	0.00% 0	0.00% 0	0.00% 0	38.71% 24
Q2: Female	0.00% 0	100.00% 34	0.00% 0	0.00% 0	54.84% 34
Q2: Transgender	0.00% 0	0.00% 0	100.00% 1	0.00% 0	1.61% 1
Q2: I prefer not to disclose	0.00% 0	0.00% 0	0.00% 0	100.00% 3	4.84% 3
Total Respondents	24	34	1	3	62

Q3 Identify which home supports are needed by you now and in the future in order for you to live safely and in dignity in your home on Lasqueti Island? (check any that apply)

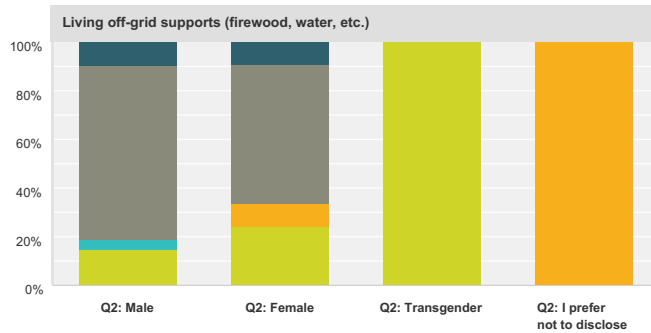
Answered: 55 Skipped: 7



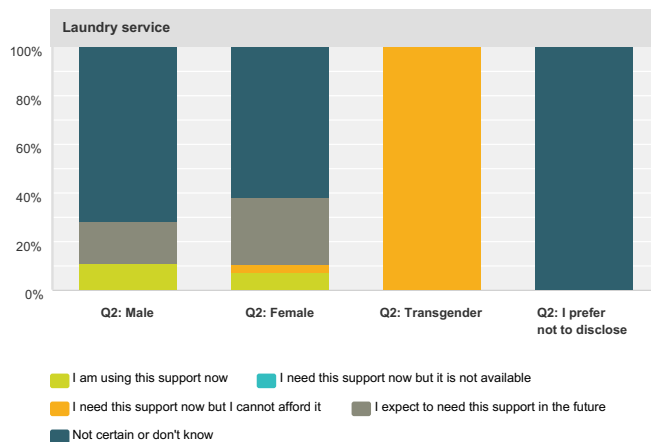
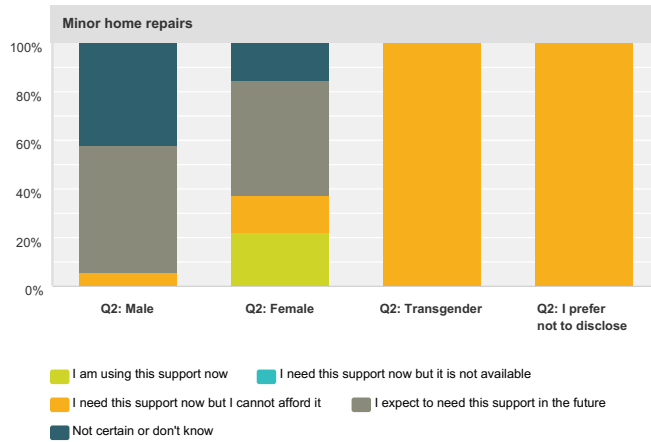
■ I am using this support now
 ■ I need this support now but it is not available
■ I need this support now but I cannot afford it
 ■ I expect to need this support in the future
■ Not certain or don't know

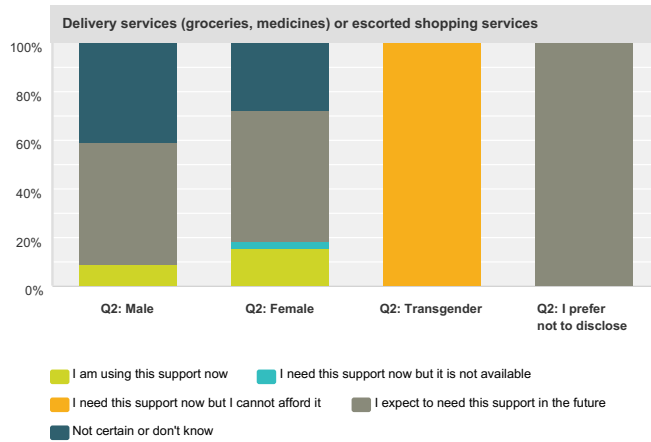
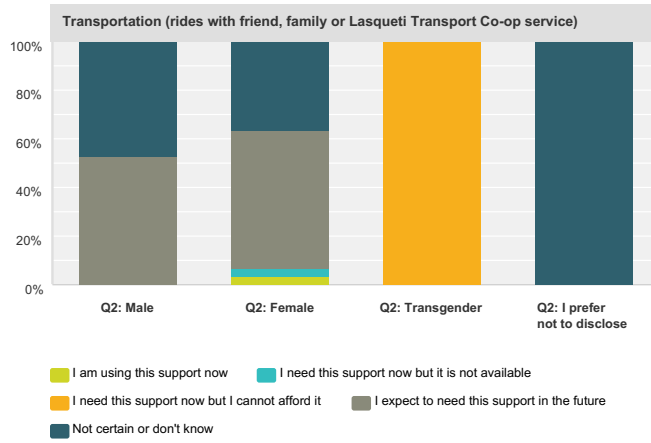


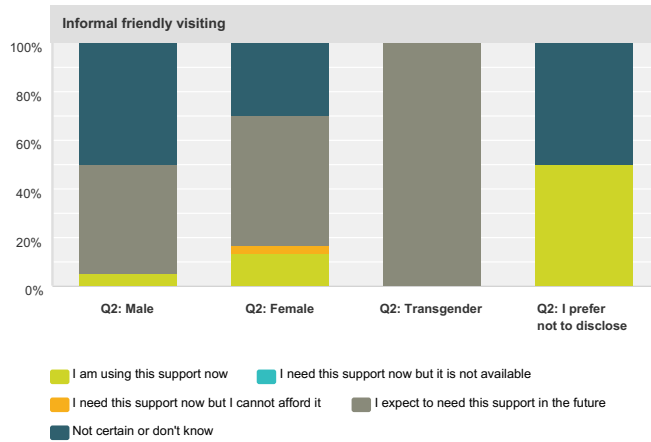
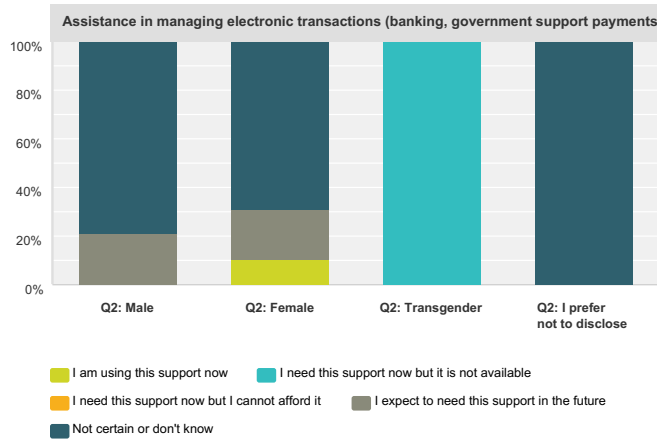
■ I am using this support now
 ■ I need this support now but it is not available
■ I need this support now but I cannot afford it
 ■ I expect to need this support in the future
■ Not certain or don't know



■ I am using this support now
 ■ I need this support now but it is not available
■ I need this support now but I cannot afford it
 ■ I expect to need this support in the future
■ Not certain or don't know







Home renovations such as ramps, wider doors, corridor widths, operating devices						
	I am using this support now	I need this support now but it is not available	I need this support now but I cannot afford it	I expect to need this support in the future	Not certain or don't know	Total
Q2: Male	0.00% 0	0.00% 0	0.00% 0	40.00% 8	60.00% 12	36.36% 20
Q2: Female	0.00% 0	0.00% 0	0.00% 0	36.67% 11	63.33% 19	54.55% 30
Q2: Transgender	0.00% 0	0.00% 0	100.00% 1	0.00% 0	0.00% 0	1.82% 1
Q2: I prefer not to disclose	0.00% 0	0.00% 0	0.00% 0	0.00% 0	100.00% 1	1.82% 1

Accessible bathing facility such as a walk-in tub or shower that accommodates a wheelchair						
	I am using this support now	I need this support now but it is not available	I need this support now but I cannot afford it	I expect to need this support in the future	Not certain or don't know	Total
Q2: Male	0.00% 0	5.00% 1	0.00% 0	30.00% 6	65.00% 13	36.36% 20
Q2: Female	6.67% 2	0.00% 0	0.00% 0	20.00% 6	73.33% 22	54.55% 30
Q2: Transgender	0.00% 0	0.00% 0	100.00% 1	0.00% 0	0.00% 0	1.82% 1
Q2: I prefer not to disclose	0.00% 0	0.00% 0	0.00% 0	0.00% 0	100.00% 1	1.82% 1

Living off-grid supports (firewood, water, etc.)						
	I am using this support now	I need this support now but it is not available	I need this support now but I cannot afford it	I expect to need this support in the future	Not certain or don't know	Total
Q2: Male	14.29% 3	4.76% 1	0.00% 0	71.43% 15	9.52% 2	38.18% 21
Q2: Female	24.24% 8	0.00% 0	9.09% 3	57.58% 19	9.09% 3	60.00% 33
Q2: Transgender	100.00% 1	0.00% 0	0.00% 0	0.00% 0	0.00% 0	1.82% 1
Q2: I prefer not to disclose	0.00% 0	0.00% 0	100.00% 1	0.00% 0	0.00% 0	1.82% 1

Light yard work						
	I am using this support now	I need this support now but it is not available	I need this support now but I cannot afford it	I expect to need this support in the future	Not certain or don't know	Total
Q2: Male	21.05% 4	5.26% 1	0.00% 0	42.11% 8	31.58% 6	34.55% 19
Q2: Female	20.00% 6	0.00% 0	13.33% 4	50.00% 15	16.67% 5	54.55% 30
Q2: Transgender	0.00% 0	0.00% 0	100.00% 1	0.00% 0	0.00% 0	1.82% 1
Q2: I prefer not to disclose	0.00% 0	0.00% 0	100.00% 1	0.00% 0	0.00% 0	1.82% 1
Minor home repairs						
	I am using this support now	I need this support now but it is not available	I need this support now but I cannot afford it	I expect to need this support in the future	Not certain or don't know	Total
Q2: Male	0.00% 0	0.00% 0	5.26% 1	52.63% 10	42.11% 8	34.55% 19
Q2: Female	21.88% 7	0.00% 0	15.63% 5	46.88% 15	15.63% 5	58.18% 32
Q2: Transgender	0.00% 0	0.00% 0	100.00% 1	0.00% 0	0.00% 0	1.82% 1
Q2: I prefer not to disclose	0.00% 0	0.00% 0	100.00% 1	0.00% 0	0.00% 0	1.82% 1
Light housekeeping						
	I am using this support now	I need this support now but it is not available	I need this support now but I cannot afford it	I expect to need this support in the future	Not certain or don't know	Total
Q2: Male	0.00% 0	0.00% 0	0.00% 0	47.37% 9	52.63% 10	34.55% 19
Q2: Female	6.45% 2	0.00% 0	6.45% 2	54.84% 17	32.26% 10	56.36% 31
Q2: Transgender	0.00% 0	0.00% 0	100.00% 1	0.00% 0	0.00% 0	1.82% 1
Q2: I prefer not to disclose	0.00% 0	0.00% 0	100.00% 1	0.00% 0	0.00% 0	1.82% 1
Laundry service						
	I am using this support now	I need this support now but it is not available	I need this support now but I cannot afford it	I expect to need this support in the future	Not certain or don't know	Total
Q2: Male	11.11% 2	0.00% 0	0.00% 0	16.67% 3	72.22% 13	32.73% 18
Q2: Female	6.90% 2	0.00% 0	3.45% 1	27.59% 8	62.07% 18	52.73% 29
Q2: Transgender	0.00% 0	0.00% 0	100.00% 1	0.00% 0	0.00% 0	1.82% 1
Q2: I prefer not to disclose	0.00% 0	0.00% 0	0.00% 0	0.00% 0	100.00% 1	1.82% 1
Transportation (rides with friend, family or Lasqueti Transport Co-op service)						
	I am using this support now	I need this support now but it is not available	I need this support now but I cannot afford it	I expect to need this support in the future	Not certain or don't know	Total
Q2: Male	0.00% 0	0.00% 0	0.00% 0	52.38% 11	47.62% 10	38.18% 21
Q2: Female	3.33% 1	3.33% 1	0.00% 0	56.67% 17	36.67% 11	54.55% 30
Q2: Transgender	0.00% 0	0.00% 0	100.00% 1	0.00% 0	0.00% 0	1.82% 1
Q2: I prefer not to disclose	0.00% 0	0.00% 0	0.00% 0	0.00% 0	100.00% 1	1.82% 1
Delivery services (groceries, medicines) or escorted shopping services						
	I am using this support now	I need this support now but it is not available	I need this support now but I cannot afford it	I expect to need this support in the future	Not certain or don't know	Total
Q2: Male	9.09% 2	0.00% 0	0.00% 0	50.00% 11	40.91% 9	40.00% 22
Q2: Female	15.63% 5	3.13% 1	0.00% 0	53.13% 17	28.13% 9	58.18% 32
Q2: Transgender	0.00% 0	0.00% 0	100.00% 1	0.00% 0	0.00% 0	1.82% 1
Q2: I prefer not to disclose	0.00% 0	0.00% 0	0.00% 0	100.00% 1	0.00% 0	1.82% 1
Meal planning						
	I am using this support now	I need this support now but it is not available	I need this support now but I cannot afford it	I expect to need this support in the future	Not certain or don't know	Total
Q2: Male	0.00% 0	0.00% 0	0.00% 0	23.53% 4	76.47% 13	30.91% 17

Q2: Female	0.00% 0	0.00% 0	3.45% 1	13.79% 4	82.76% 24	52.73% 29
Q2: Transgender	0.00% 0	0.00% 0	100.00% 1	0.00% 0	0.00% 0	1.82% 1
Q2: I prefer not to disclose	0.00% 0	0.00% 0	0.00% 0	0.00% 0	100.00% 1	1.82% 1

Prepared meal service

	I am using this support now	I need this support now but it is not available	I need this support now but I cannot afford it	I expect to need this support in the future	Not certain or don't know	Total
Q2: Male	0.00% 0	0.00% 0	5.26% 1	15.79% 3	78.95% 15	34.55% 19
Q2: Female	0.00% 0	3.45% 1	0.00% 0	17.24% 5	79.31% 23	52.73% 29
Q2: Transgender	0.00% 0	100.00% 1	0.00% 0	0.00% 0	0.00% 0	1.82% 1
Q2: I prefer not to disclose	0.00% 0	0.00% 0	0.00% 0	0.00% 0	100.00% 1	1.82% 1

Assistance in managing electronic transactions (banking, government support payments, etc.)

	I am using this support now	I need this support now but it is not available	I need this support now but I cannot afford it	I expect to need this support in the future	Not certain or don't know	Total
Q2: Male	0.00% 0	0.00% 0	0.00% 0	21.05% 4	78.95% 15	34.55% 19
Q2: Female	10.34% 3	0.00% 0	0.00% 0	20.69% 6	68.97% 20	52.73% 29
Q2: Transgender	0.00% 0	100.00% 1	0.00% 0	0.00% 0	0.00% 0	1.82% 1
Q2: I prefer not to disclose	0.00% 0	0.00% 0	0.00% 0	0.00% 0	100.00% 1	1.82% 1

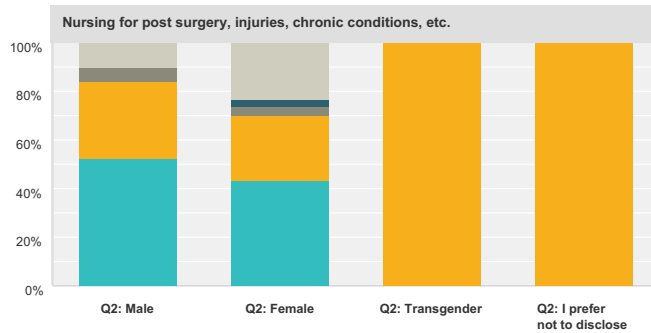
Informal friendly visiting

	I am using this support now	I need this support now but it is not available	I need this support now but I cannot afford it	I expect to need this support in the future	Not certain or don't know	Total
Q2: Male	5.00% 1	0.00% 0	0.00% 0	45.00% 9	50.00% 10	36.36% 20
Q2: Female	13.33% 4	0.00% 0	3.33% 1	53.33% 16	30.00% 9	54.55% 30
Q2: Transgender	0.00% 0	0.00% 0	0.00% 0	100.00% 1	0.00% 0	1.82% 1
Q2: I prefer not to disclose	50.00% 1	0.00% 0	0.00% 0	0.00% 0	50.00% 1	3.64% 2

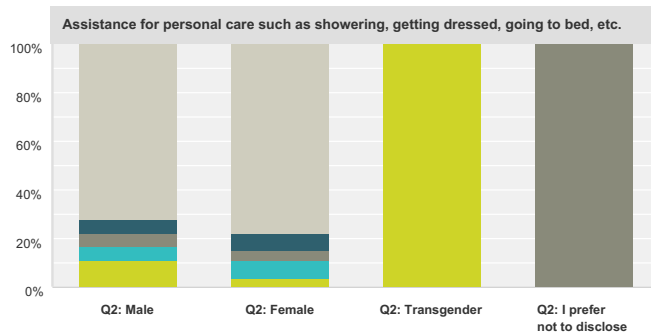
	Q2: Male	Q2: Female	Q2: Transgender	Q2: I prefer not to disclose	Total
Other (please specify)	2	4	0	0	6

Q4 For the following medical and health care services, indicate your ability to access them in order to age at home safely and in dignity.

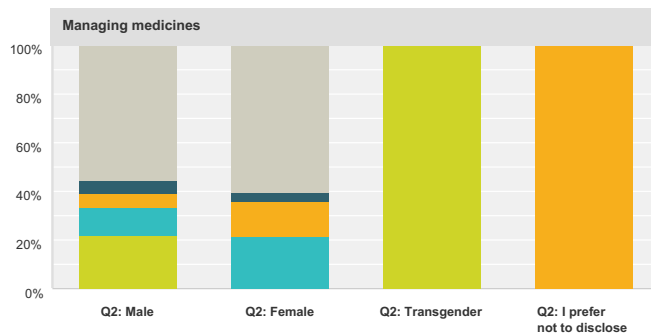
Answered: 53 Skipped: 9



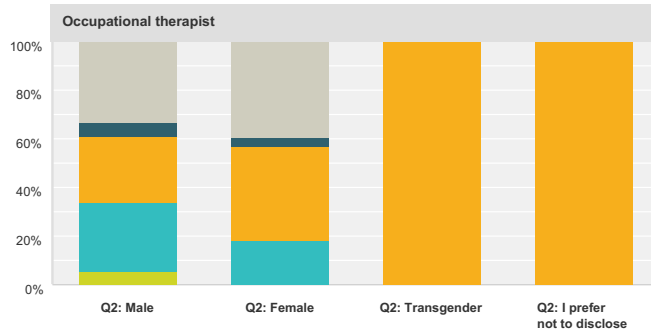
- Available to me at home now
- I can travel to the Health Centre or other Island location for this service
- I can travel off island for this service
- I cannot avail of this service because of travel, time, or physical ability constraints
- This service is not available to me for other reasons (you may specify below in the commen...
- Not certain or don't know



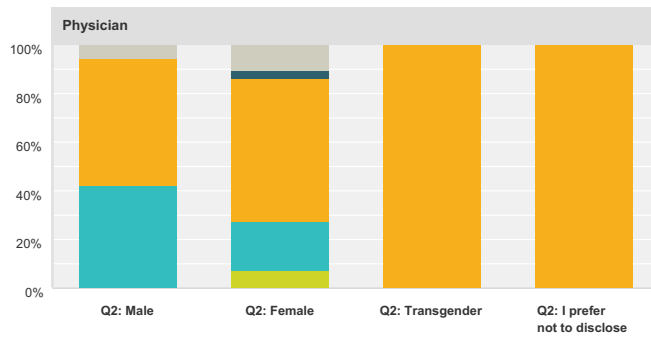
- Available to me at home now
- I can travel to the Health Centre or other Island location for this service
- I can travel off island for this service
- I cannot avail of this service because of travel, time, or physical ability constraints
- This service is not available to me for other reasons (you may specify below in the commen...)
- Not certain or don't know



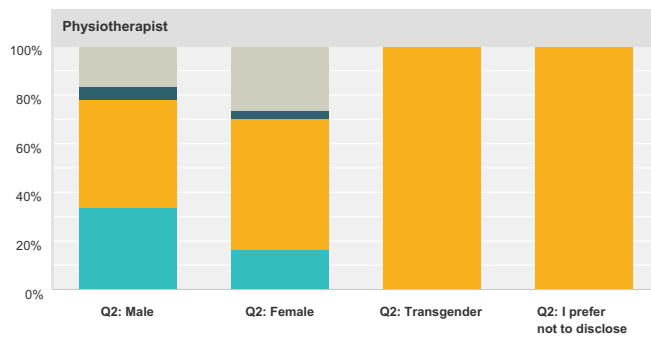
- Available to me at home now
- I can travel to the Health Centre or other Island location for this service
- I can travel off island for this service
- I cannot avail of this service because of travel, time, or physical ability constraints
- This service is not available to me for other reasons (you may specify below in the commen...)
- Not certain or don't know



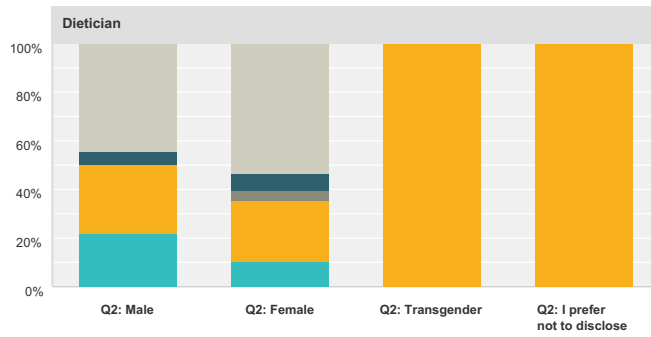
- Available to me at home now
- I can travel to the Health Centre or other Island location for this service
- I can travel off island for this service
- I cannot avail of this service because of travel, time, or physical ability constraints
- This service is not available to me for other reasons (you may specify below in the commen...
- Not certain or don't know



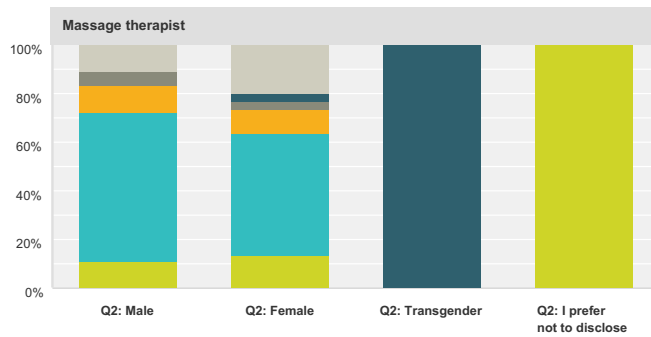
- Available to me at home now
- I can travel to the Health Centre or other Island location for this service
- I can travel off island for this service
- I cannot avail of this service because of travel, time, or physical ability constraints
- This service is not available to me for other reasons (you may specify below in the commen...
- Not certain or don't know



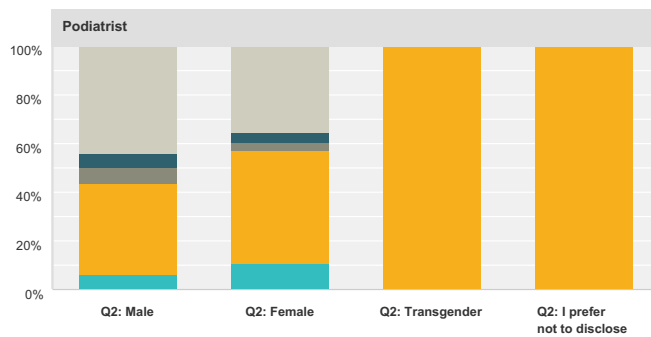
- Available to me at home now
- I can travel to the Health Centre or other Island location for this service
- I can travel off island for this service
- I cannot avail of this service because of travel, time, or physical ability constraints
- This service is not available to me for other reasons (you may specify below in the commen...
- Not certain or don't know



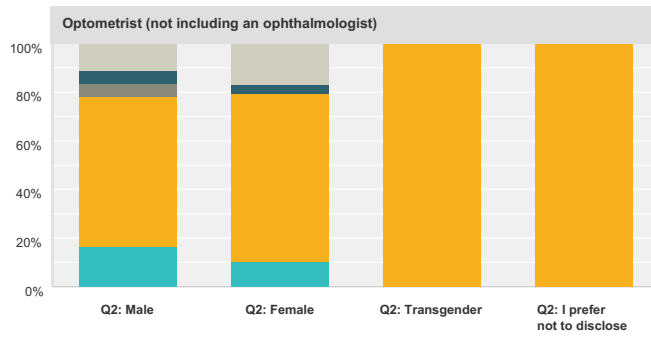
- Available to me at home now
- I can travel to the Health Centre or other Island location for this service
- I can travel off island for this service
- I cannot avail of this service because of travel, time, or physical ability constraints
- This service is not available to me for other reasons (you may specify below in the commen...
- Not certain or don't know



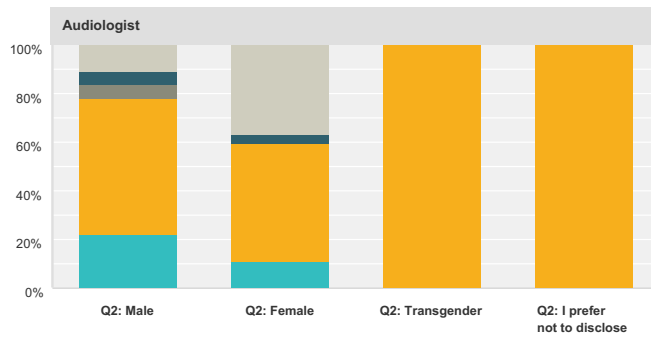
- Available to me at home now
- I can travel to the Health Centre or other Island location for this service
- I can travel off island for this service
- I cannot avail of this service because of travel, time, or physical ability constraints
- This service is not available to me for other reasons (you may specify below in the commen...
- Not certain or don't know



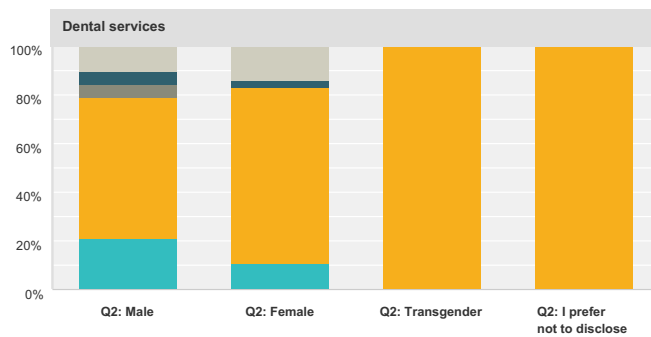
- Available to me at home now
- I can travel to the Health Centre or other Island location for this service
- I can travel off island for this service
- I cannot avail of this service because of travel, time, or physical ability constraints
- This service is not available to me for other reasons (you may specify below in the commen...
- Not certain or don't know



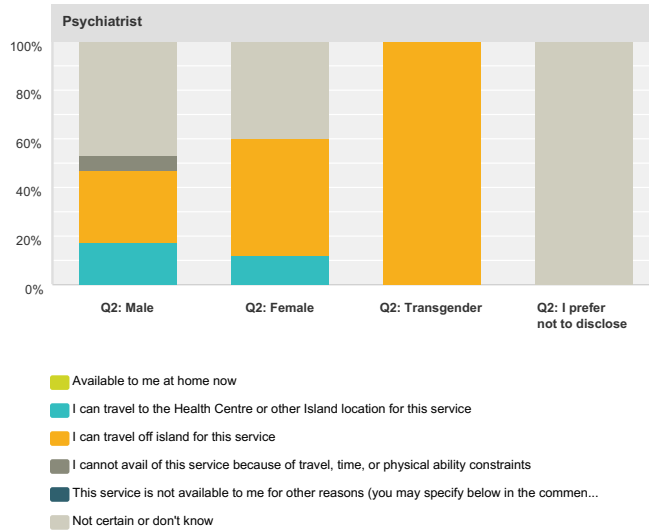
- Available to me at home now
- I can travel to the Health Centre or other Island location for this service
- I can travel off island for this service
- I cannot avail of this service because of travel, time, or physical ability constraints
- This service is not available to me for other reasons (you may specify below in the commen...
- Not certain or don't know



- Available to me at home now
- I can travel to the Health Centre or other Island location for this service
- I can travel off island for this service
- I cannot avail of this service because of travel, time, or physical ability constraints
- This service is not available to me for other reasons (you may specify below in the commen...
- Not certain or don't know



- Available to me at home now
- I can travel to the Health Centre or other Island location for this service
- I can travel off island for this service
- I cannot avail of this service because of travel, time, or physical ability constraints
- This service is not available to me for other reasons (you may specify below in the commen...
- Not certain or don't know



Nursing for post surgery, injuries, chronic conditions, etc.							
	Available to me at home now	I can travel to the Health Centre or other Island location for this service	I can travel off island for this service	I cannot avail of this service because of travel, time, or physical ability constraints	This service is not available to me for other reasons (you may specify below in the comment box)	Not certain or don't know	Total
Q2: Male	0.00% 0	52.63% 10	31.58% 6	5.26% 1	0.00% 0	10.53% 2	35.85% 19
Q2: Female	0.00% 0	43.33% 13	26.67% 8	3.33% 1	3.33% 1	23.33% 7	56.60% 30
Q2: Transgender	0.00% 0	0.00% 0	100.00% 1	0.00% 0	0.00% 0	0.00% 0	1.89% 1
Q2: I prefer not to disclose	0.00% 0	0.00% 0	100.00% 1	0.00% 0	0.00% 0	0.00% 0	1.89% 1

Assistance for personal care such as showering, getting dressed, going to bed, etc.							
	Available to me at home now	I can travel to the Health Centre or other Island location for this service	I can travel off island for this service	I cannot avail of this service because of travel, time, or physical ability constraints	This service is not available to me for other reasons (you may specify below in the comment box)	Not certain or don't know	Total
Q2: Male	11.11% 2	5.56% 1	0.00% 0	5.56% 1	5.56% 1	72.22% 13	33.96% 18
Q2: Female	3.70% 1	7.41% 2	0.00% 0	3.70% 1	7.41% 2	77.78% 21	50.94% 27
Q2: Transgender	100.00% 1	0.00% 0	0.00% 0	0.00% 0	0.00% 0	0.00% 0	1.89% 1
Q2: I prefer not to disclose	0.00% 0	0.00% 0	0.00% 0	100.00% 1	0.00% 0	0.00% 0	1.89% 1

Managing medicines							
	Available to me at home now	I can travel to the Health Centre or other Island location for this service	I can travel off island for this service	I cannot avail of this service because of travel, time, or physical ability constraints	This service is not available to me for other reasons (you may specify below in the comment box)	Not certain or don't know	Total
Q2: Male	22.22% 4	11.11% 2	5.56% 1	0.00% 0	5.56% 1	55.56% 10	33.96% 18
Q2: Female	0.00% 0	21.43% 6	14.29% 4	0.00% 0	3.57% 1	60.71% 17	52.83% 28
Q2: Transgender	100.00% 1	0.00% 0	0.00% 0	0.00% 0	0.00% 0	0.00% 0	1.89% 1
Q2: I prefer not to disclose	0.00% 0	0.00% 0	100.00% 1	0.00% 0	0.00% 0	0.00% 0	1.89% 1

Occupational therapist							
	Available to me at home now	I can travel to the Health Centre or other Island location for this service	I can travel off island for this service	I cannot avail of this service because of travel, time, or physical ability constraints	This service is not available to me for other reasons (you may specify below in the comment box)	Not certain or don't know	Total
Q2: Male	5.56% 1	27.78% 5	27.78% 5	0.00% 0	5.56% 1	33.33% 6	33.96% 18
Q2: Female	0.00% 0	17.86% 5	39.29% 11	0.00% 0	3.57% 1	39.29% 11	52.83% 28
Q2: Transgender	0.00% 0	0.00% 0	100.00% 1	0.00% 0	0.00% 0	0.00% 0	1.89% 1

Q2: I prefer not to disclose	0.00% 0	0.00% 0	100.00% 1	0.00% 0	0.00% 0	0.00% 0	1.89% 1
Physician							
	Available to me at home now	I can travel to the Health Centre or other Island location for this service	I can travel off island for this service	I cannot avail of this service because of travel, time, or physical ability constraints	This service is not available to me for other reasons (you may specify below in the comment box)	Not certain or don't know	Total
Q2: Male	0.00% 0	42.11% 8	52.63% 10	0.00% 0	0.00% 0	5.26% 1	35.85% 19
Q2: Female	6.90% 2	20.69% 6	58.62% 17	0.00% 0	3.45% 1	10.34% 3	54.72% 29
Q2: Transgender	0.00% 0	0.00% 0	100.00% 1	0.00% 0	0.00% 0	0.00% 0	1.89% 1
Q2: I prefer not to disclose	0.00% 0	0.00% 0	100.00% 1	0.00% 0	0.00% 0	0.00% 0	1.89% 1
Physiotherapist							
	Available to me at home now	I can travel to the Health Centre or other Island location for this service	I can travel off island for this service	I cannot avail of this service because of travel, time, or physical ability constraints	This service is not available to me for other reasons (you may specify below in the comment box)	Not certain or don't know	Total
Q2: Male	0.00% 0	33.33% 6	44.44% 8	0.00% 0	5.56% 1	16.67% 3	33.96% 18
Q2: Female	0.00% 0	16.67% 5	53.33% 16	0.00% 0	3.33% 1	26.67% 8	56.60% 30
Q2: Transgender	0.00% 0	0.00% 0	100.00% 1	0.00% 0	0.00% 0	0.00% 0	1.89% 1
Q2: I prefer not to disclose	0.00% 0	0.00% 0	100.00% 1	0.00% 0	0.00% 0	0.00% 0	1.89% 1
Dietician							
	Available to me at home now	I can travel to the Health Centre or other Island location for this service	I can travel off island for this service	I cannot avail of this service because of travel, time, or physical ability constraints	This service is not available to me for other reasons (you may specify below in the comment box)	Not certain or don't know	Total
Q2: Male	0.00% 0	22.22% 4	27.78% 5	0.00% 0	5.56% 1	44.44% 8	33.96% 18
Q2: Female	0.00% 0	10.71% 3	25.00% 7	3.57% 1	7.14% 2	53.57% 15	52.83% 28
Q2: Transgender	0.00% 0	0.00% 0	100.00% 1	0.00% 0	0.00% 0	0.00% 0	1.89% 1
Q2: I prefer not to disclose	0.00% 0	0.00% 0	100.00% 1	0.00% 0	0.00% 0	0.00% 0	1.89% 1
Massage therapist							
	Available to me at home now	I can travel to the Health Centre or other Island location for this service	I can travel off island for this service	I cannot avail of this service because of travel, time, or physical ability constraints	This service is not available to me for other reasons (you may specify below in the comment box)	Not certain or don't know	Total
Q2: Male	11.11% 2	61.11% 11	11.11% 2	5.56% 1	0.00% 0	11.11% 2	33.96% 18
Q2: Female	13.33% 4	50.00% 15	10.00% 3	3.33% 1	3.33% 1	20.00% 6	56.60% 30
Q2: Transgender	0.00% 0	0.00% 0	0.00% 0	0.00% 0	100.00% 1	0.00% 0	1.89% 1
Q2: I prefer not to disclose	100.00% 1	0.00% 0	0.00% 0	0.00% 0	0.00% 0	0.00% 0	1.89% 1
Podiatrist							
	Available to me at home now	I can travel to the Health Centre or other Island location for this service	I can travel off island for this service	I cannot avail of this service because of travel, time, or physical ability constraints	This service is not available to me for other reasons (you may specify below in the comment box)	Not certain or don't know	Total
Q2: Male	0.00% 0	6.25% 1	37.50% 6	6.25% 1	6.25% 1	43.75% 7	30.19% 16
Q2: Female	0.00% 0	10.71% 3	46.43% 13	3.57% 1	3.57% 1	35.71% 10	52.83% 28
Q2: Transgender	0.00% 0	0.00% 0	100.00% 1	0.00% 0	0.00% 0	0.00% 0	1.89% 1
Q2: I prefer not to disclose	0.00% 0	0.00% 0	100.00% 1	0.00% 0	0.00% 0	0.00% 0	1.89% 1
Optometrist (not including an ophthalmologist)							

	Available to me at home now	I can travel to the Health Centre or other Island location for this service	I can travel off island for this service	I cannot avail of this service because of travel, time, or physical ability constraints	This service is not available to me for other reasons (you may specify below in the comment box)	Not certain or don't know	Total
Q2: Male	0.00% 0	16.67% 3	61.11% 11	5.56% 1	5.56% 1	11.11% 2	33.96% 18
Q2: Female	0.00% 0	10.34% 3	68.97% 20	0.00% 0	3.45% 1	17.24% 5	54.72% 29
Q2: Transgender	0.00% 0	0.00% 0	100.00% 1	0.00% 0	0.00% 0	0.00% 0	1.89% 1
Q2: I prefer not to disclose	0.00% 0	0.00% 0	100.00% 1	0.00% 0	0.00% 0	0.00% 0	1.89% 1

Audiologist

	Available to me at home now	I can travel to the Health Centre or other Island location for this service	I can travel off island for this service	I cannot avail of this service because of travel, time, or physical ability constraints	This service is not available to me for other reasons (you may specify below in the comment box)	Not certain or don't know	Total
Q2: Male	0.00% 0	22.22% 4	55.56% 10	5.56% 1	5.56% 1	11.11% 2	33.96% 18
Q2: Female	0.00% 0	11.11% 3	48.15% 13	0.00% 0	3.70% 1	37.04% 10	50.94% 27
Q2: Transgender	0.00% 0	0.00% 0	100.00% 1	0.00% 0	0.00% 0	0.00% 0	1.89% 1
Q2: I prefer not to disclose	0.00% 0	0.00% 0	100.00% 1	0.00% 0	0.00% 0	0.00% 0	1.89% 1

Dental services

	Available to me at home now	I can travel to the Health Centre or other Island location for this service	I can travel off island for this service	I cannot avail of this service because of travel, time, or physical ability constraints	This service is not available to me for other reasons (you may specify below in the comment box)	Not certain or don't know	Total
Q2: Male	0.00% 0	21.05% 4	57.89% 11	5.26% 1	5.26% 1	10.53% 2	35.85% 19
Q2: Female	0.00% 0	10.34% 3	72.41% 21	0.00% 0	3.45% 1	13.79% 4	54.72% 29
Q2: Transgender	0.00% 0	0.00% 0	100.00% 1	0.00% 0	0.00% 0	0.00% 0	1.89% 1
Q2: I prefer not to disclose	0.00% 0	0.00% 0	100.00% 1	0.00% 0	0.00% 0	0.00% 0	1.89% 1

Psychiatrist

	Available to me at home now	I can travel to the Health Centre or other Island location for this service	I can travel off island for this service	I cannot avail of this service because of travel, time, or physical ability constraints	This service is not available to me for other reasons (you may specify below in the comment box)	Not certain or don't know	Total
Q2: Male	0.00% 0	17.65% 3	29.41% 5	5.88% 1	0.00% 0	47.06% 8	32.08% 17
Q2: Female	0.00% 0	12.00% 3	48.00% 12	0.00% 0	0.00% 0	40.00% 10	47.17% 25
Q2: Transgender	0.00% 0	0.00% 0	100.00% 1	0.00% 0	0.00% 0	0.00% 0	1.89% 1
Q2: I prefer not to disclose	0.00% 0	0.00% 0	0.00% 0	0.00% 0	0.00% 0	100.00% 1	1.89% 1

	Q2: Male	Q2: Female	Q2: Transgender	Q2: I prefer not to disclose	Total
Comment	3	9	0	1	13

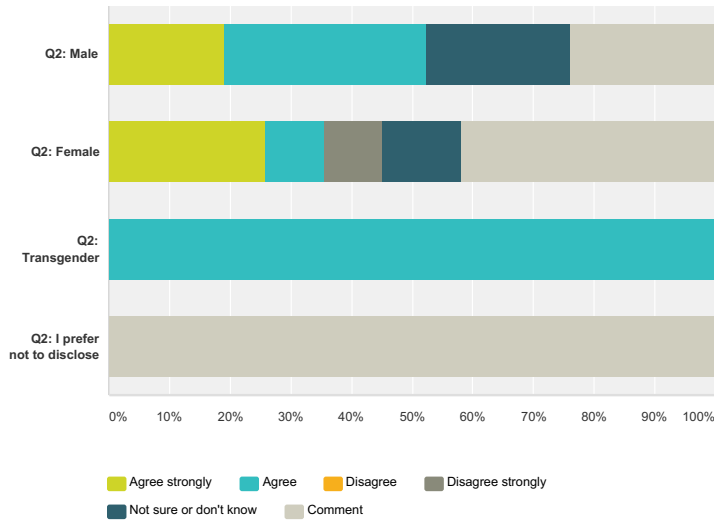
Q5 The opening of the Health Centre has recently been celebrated. What do you believe are the most important health care and education services that may be offered?

Answered: 37 Skipped: 25

	The opening of the Health Centre has recently been celebrated. What do you believe are the most important health care and education services that may be offered?	Total
Q2: Male	100.00% 12	32.43% 12
Q2: Female	100.00% 24	64.86% 24
Q2: Transgender	0.00% 0	0.00% 0
Q2: I prefer not to disclose	100.00% 1	2.70% 1
Total Respondents	37	37

Q6 The option to stay in the elder cottage at the Judith Fischer Centre will support my ability to age at home on Lasqueti Island. (indicate the extent to which you agree or disagree)

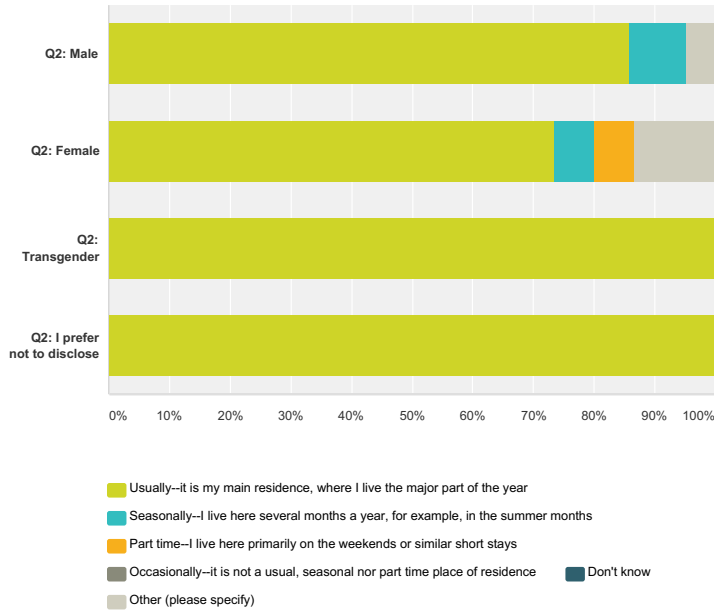
Answered: 54 Skipped: 8



	Agree strongly	Agree	Disagree	Disagree strongly	Not sure or don't know	Comment	Total
Q2: Male	19.05% 4	33.33% 7	0.00% 0	0.00% 0	23.81% 5	23.81% 5	38.89% 21
Q2: Female	25.81% 8	9.68% 3	0.00% 0	9.68% 3	12.90% 4	41.94% 13	57.41% 31
Q2: Transgender	0.00% 0	100.00% 1	0.00% 0	0.00% 0	0.00% 0	0.00% 0	1.85% 1
Q2: I prefer not to disclose	0.00% 0	0.00% 0	0.00% 0	0.00% 0	0.00% 0	100.00% 1	1.85% 1
Total Respondents	12	11	0	3	9	19	54

Q7 Please identify if you live on Lasqueti Island usually, seasonally, part-time, or occasionally.

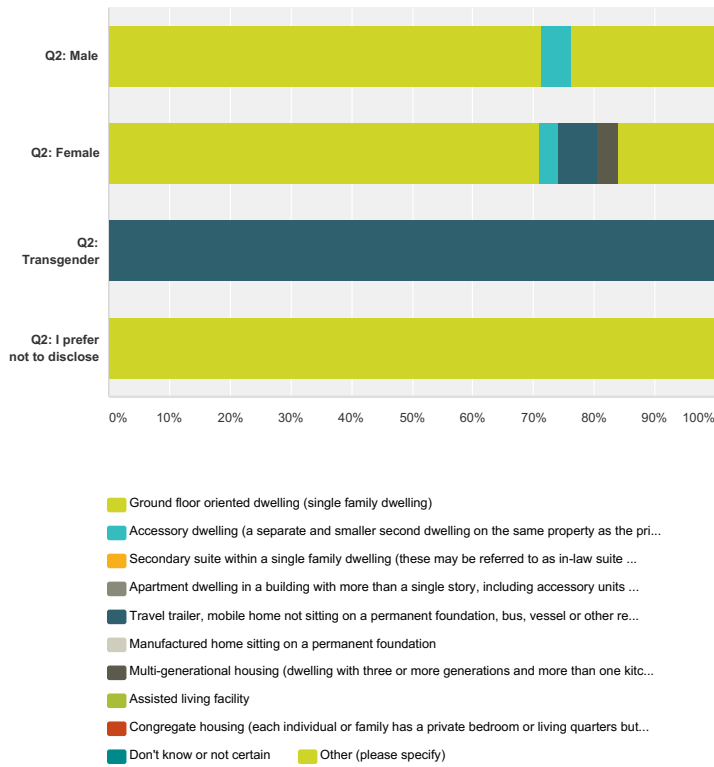
Answered: 53 Skipped: 9



	Usually--it is my main residence, where I live the major part of the year	Seasonally--I live here several months a year, for example, in the summer months	Part time--I live here primarily on the weekends or similar short stays	Occasionally--it is not a usual, seasonal nor part time place of residence	Don't know	Other (please specify)	Total
Q2: Male	85.71% 18	9.52% 2	0.00% 0	0.00% 0	0.00% 0	4.76% 1	39.62% 21
Q2: Female	73.33% 22	6.67% 2	6.67% 2	0.00% 0	0.00% 0	13.33% 4	56.60% 30
Q2: Transgender	100.00% 1	0.00% 0	0.00% 0	0.00% 0	0.00% 0	0.00% 0	1.89% 1
Q2: I prefer not to disclose	100.00% 1	0.00% 0	0.00% 0	0.00% 0	0.00% 0	0.00% 0	1.89% 1
Total Respondents	42	4	2	0	0	5	53

Q8 When on Lasqueti Island, in what type of housing do you live?

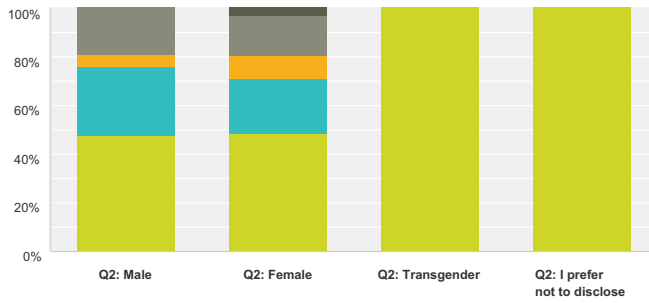
Answered: 54 Skipped: 8



	Ground floor oriented dwelling (single family dwelling)	Accessory dwelling (a separate and smaller second dwelling on the same property as the primary home; these are sometimes referred to as a garden suite, carriage house, or granny flat)	Secondary suite within a single family dwelling (these may be referred to as in-law suite or basement suite)	Apartment dwelling in a building with more than a single story, including accessory units to commercial or institutional use	Travel trailer, mobile home not sitting on a permanent foundation, bus, vessel or other recreation vehicle	Manufactured home sitting on a permanent foundation	Multi-generational housing (dwelling with three or more generations and more than one kitchen)	Assisted living facility	Congregate housing (each individual or family has a private bedroom or living quarters but shares with other residents a common dining room, recreational room, or other facilities)	Don't know or not certain	Other (please specify)	Total
Q2: Male	71.43% 15	4.76% 1	0.00% 0	0.00% 0	0.00% 0	0.00% 0	0.00% 0	0.00% 0	0.00% 0	0.00% 0	23.81% 5	38.89% 21
Q2: Female	70.97% 22	3.23% 1	0.00% 0	0.00% 0	6.45% 2	0.00% 0	3.23% 1	0.00% 0	0.00% 0	0.00% 0	16.13% 5	57.41% 31
Q2: Transgender	0.00% 0	0.00% 0	0.00% 0	0.00% 0	100.00% 1	0.00% 0	0.00% 0	0.00% 0	0.00% 0	0.00% 0	0.00% 0	1.85% 1
Q2: I prefer not to disclose	100.00% 1	0.00% 0	0.00% 0	0.00% 0	0.00% 0	0.00% 0	0.00% 0	0.00% 0	0.00% 0	0.00% 0	0.00% 0	1.85% 1
Total Respondents	38	2	0	0	3	0	1	0	0	0	10	54

Q9 Please indicate your desire to continue living on Lasqueti Island as you age.

Answered: 54 Skipped: 8

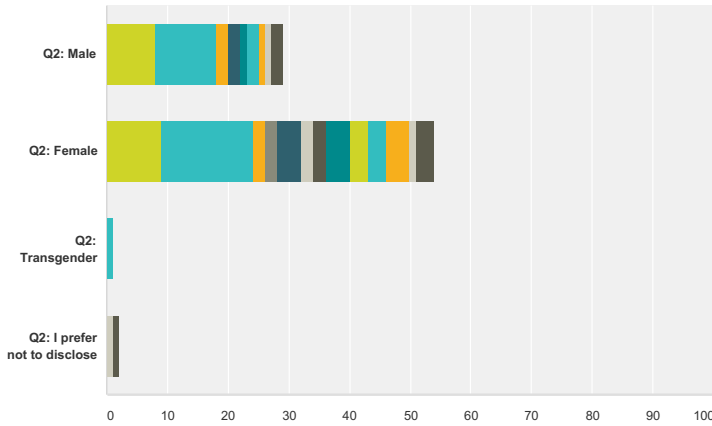


- I feel strongly about staying and intend to live on the island until I die regardless of m...
- I hope to live on the island until I die, but am open to leaving if circumstances warrant
- I want to stay, but anticipate relocating off island when I can no longer comfortably and ...
- My interest in remaining here as I age depends on circumstances
- I don't plan to continue living here much longer
- Don't know
- Other (please specify)

	I feel strongly about staying and intend to live on the island until I die regardless of my circumstances	I hope to live on the island until I die, but am open to leaving if circumstances warrant	I want to stay, but anticipate relocating off island when I can no longer comfortably and safely live here	My interest in remaining here as I age depends on circumstances	I don't plan to continue living here much longer	Don't know	Other (please specify)	Total
Q2: Male	47.62% 10	28.57% 6	4.76% 1	19.05% 4	0.00% 0	0.00% 0	0.00% 0	38.89% 21
Q2: Female	48.39% 15	22.58% 7	9.68% 3	16.13% 5	0.00% 0	0.00% 0	3.23% 1	57.41% 31
Q2: Transgender	100.00% 1	0.00% 0	0.00% 0	0.00% 0	0.00% 0	0.00% 0	0.00% 0	1.85% 1
Q2: I prefer not to disclose	100.00% 1	0.00% 0	0.00% 0	0.00% 0	0.00% 0	0.00% 0	0.00% 0	1.85% 1
Total Respondents	27	13	4	9	0	0	1	54

Q10 If you plan to continue living on Lasqueti Island, what type of housing do you anticipate you will need in the future as you age? (select any that apply)

Answered: 52 Skipped: 10

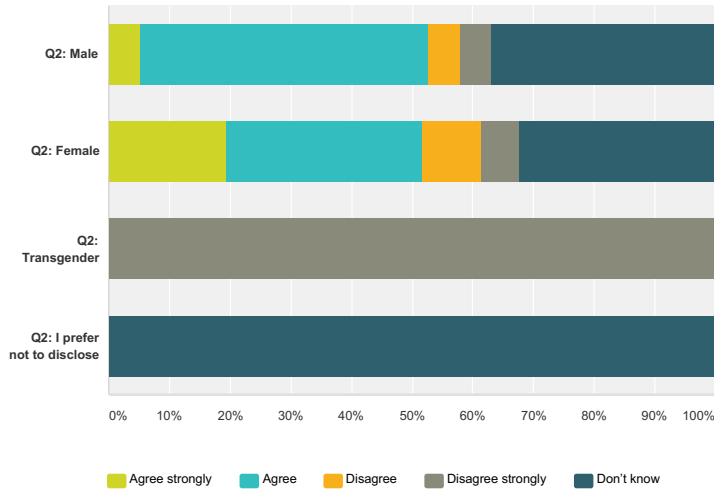


- Stay in my own home without the need for any structural modifications
- Stay in my own home with structural modifications
- Smaller dwelling
- Ground floor oriented dwelling (single family)
- Accessory dwelling (a separate and smaller second dwelling on the same property as the primary dwelling)
- Secondary suite within a single family dwelling (these may be referred to as in-law suite or basement suite)
- Travel trailer, mobile home not sitting on a permanent foundation, bus, vessel or other recreation vehicle
- Manufactured home sitting on a permanent foundation
- Multi-generational housing (dwelling with three or more generations and more than one kitchen)
- Co-housing (intentional community of private homes clustered around shared space)
- Co-op housing (not-for-profit housing for members who do not own equity in their housing)
- Congregate housing such as an "Abbeyfield" style cottage where each individual or family has a private bedroom or living quarters but shares with other residents a common dining room, recreational room, or other facilities
- Assisted living facility
- Extended, long term care
- Subsidized
- Don't know
- Other (please specify)

	Stay in my own home without the need for any structural modifications	Stay in my own home with structural modifications	Smaller dwelling	Ground floor oriented dwelling (single family)	Accessory dwelling (a separate and smaller second dwelling on the same property as the primary home; these are sometimes referred to as a garden suite, carriage house, or granny flat)	Secondary suite within a single family dwelling (these may be referred to as in-law suite or basement suite)	Travel trailer, mobile home not sitting on a permanent foundation, bus, vessel or other recreation vehicle	Manufactured home sitting on a permanent foundation	Multi-generational housing (dwelling with three or more generations and more than one kitchen)	Co-housing (intentional community of private homes clustered around shared space)	Co-op housing (not-for-profit housing for members who do not own equity in their housing)	Congregate housing such as an "Abbeyfield" style cottage where each individual or family has a private bedroom or living quarters but shares with other residents a common dining room, recreational room, or other facilities	Assisted living facility	Extended, long term care	Subsidized
Q2: Male	40.00% 8	50.00% 10	10.00% 2	0.00% 0	10.00% 2	0.00% 0	0.00% 0	0.00% 0	0.00% 0	5.00% 1	0.00% 0	10.00% 2	5.00% 1	0.00% 0	0.00% 0
Q2: Female	30.00% 9	50.00% 15	6.67% 2	6.67% 2	13.33% 4	6.67% 2	6.67% 2	0.00% 0	0.00% 0	13.33% 4	10.00% 3	10.00% 3	13.33% 4	0.00% 0	0.00% 0
Q2: Transgender	0.00% 0	100.00% 1	0.00% 0	0.00% 0	0.00% 0	0.00% 0	0.00% 0	0.00% 0	0.00% 0	0.00% 0	0.00% 0	0.00% 0	0.00% 0	0.00% 0	0.00% 0
Q2: I prefer not to disclose	0.00% 0	0.00% 0	0.00% 0	0.00% 0	0.00% 0	0.00% 0	0.00% 0	0.00% 0	0.00% 0	0.00% 0	0.00% 0	0.00% 0	0.00% 0	0.00% 0	0.00% 0
Total Respondents	17	26	4	2	6	2	2	0	0	5	3	5	5	0	0

Q11 I believe that the type of housing needed to continue living on Lasqueti Island as I age will be available. (select the extent to which you agree or not)

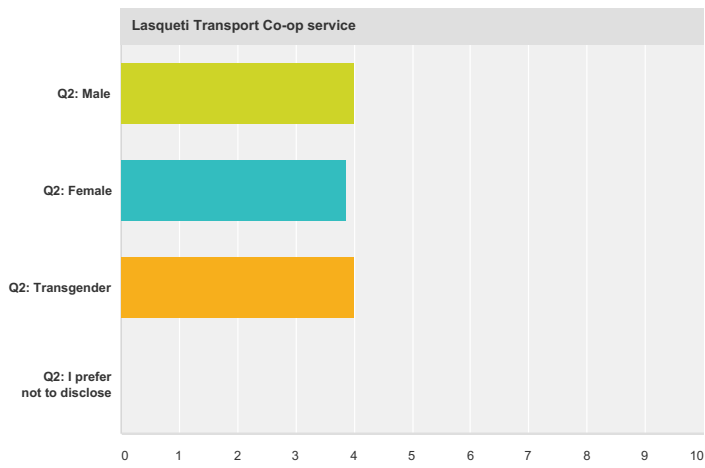
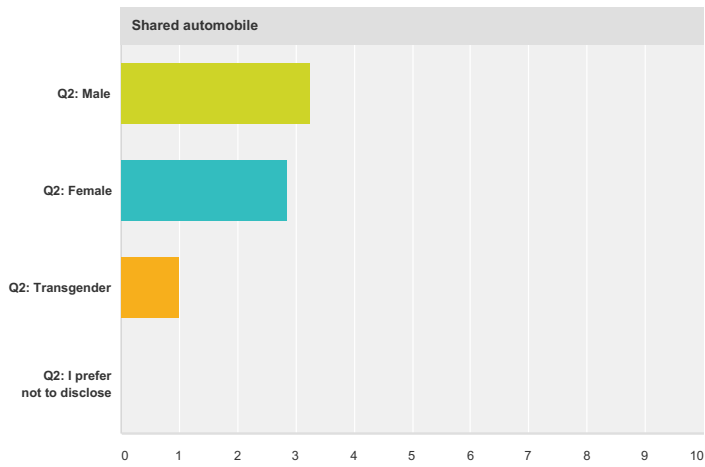
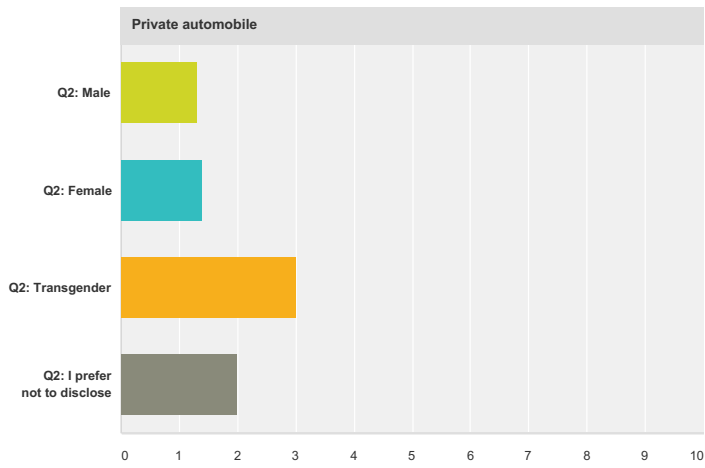
Answered: 52 Skipped: 10

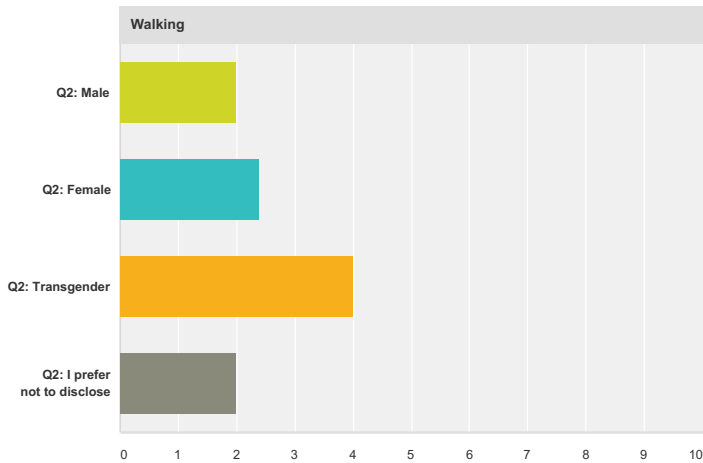
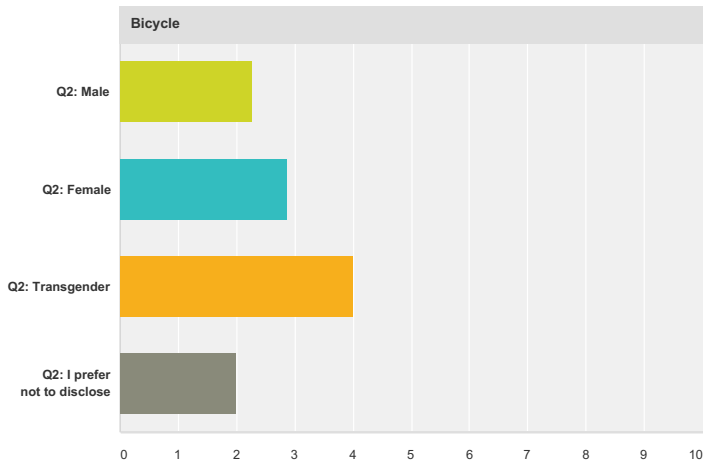
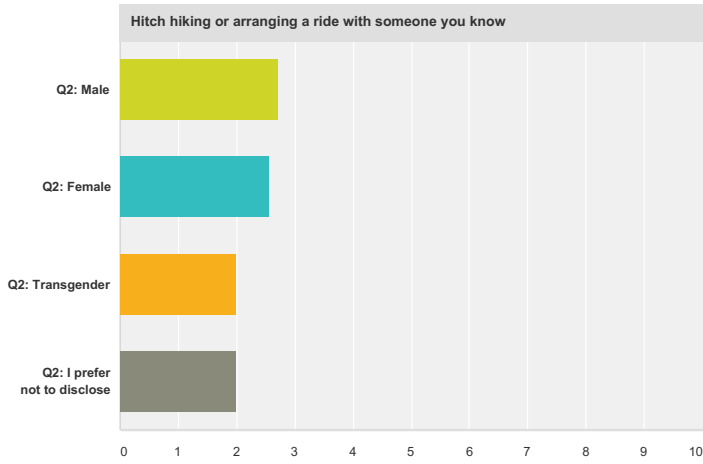


	Agree strongly	Agree	Disagree	Disagree strongly	Don't know	Total
Q2: Male	5.26% 1	47.37% 9	5.26% 1	5.26% 1	36.84% 7	36.54% 19
Q2: Female	19.35% 6	32.26% 10	9.68% 3	6.45% 2	32.26% 10	59.62% 31
Q2: Transgender	0.00% 0	0.00% 0	0.00% 0	100.00% 1	0.00% 0	1.92% 1
Q2: I prefer not to disclose	0.00% 0	0.00% 0	0.00% 0	0.00% 0	100.00% 1	1.92% 1
Total Respondents	7	19	4	4	18	52
	Comment				Total	
Q2: Male					3	3
Q2: Female					9	9
Q2: Transgender					0	0
Q2: I prefer not to disclose					1	1

Q12 Rank the modes of travel you use to make trips on Lasqueti Island.

Answered: 51 Skipped: 11



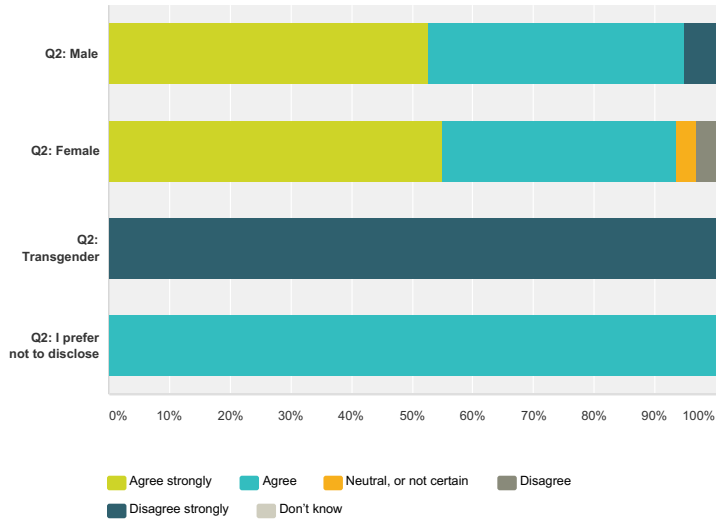


Private automobile						
	Most of my trips (over 50%)	Many of my trips (less than 50%, but more than 10%)	Some of my trips (less than 10%)	None of my trips	Don't know or N/A	Total
Q2: Male	81.25% 13	6.25% 1	12.50% 2	0.00% 0	0.00% 0	31.37% 16
Q2: Female	82.14% 23	3.57% 1	7.14% 2	7.14% 2	0.00% 0	54.90% 28
Q2: Transgender	0.00% 0	0.00% 0	100.00% 1	0.00% 0	0.00% 0	1.96% 1
Q2: I prefer not to disclose	0.00% 0	100.00% 1	0.00% 0	0.00% 0	0.00% 0	1.96% 1
Shared automobile						
	Most of my trips (over 50%)	Many of my trips (less than 50%, but more than 10%)	Some of my trips (less than 10%)	None of my trips	Don't know or N/A	Total

Q2: Male	0.00% 0	25.00% 1	25.00% 1	50.00% 2	0.00% 0	7.84% 4
Q2: Female	20.00% 3	20.00% 3	13.33% 2	46.67% 7	0.00% 0	29.41% 15
Q2: Transgender	100.00% 1	0.00% 0	0.00% 0	0.00% 0	0.00% 0	1.96% 1
Q2: I prefer not to disclose	0.00% 0	0.00% 0	0.00% 0	0.00% 0	0.00% 0	0.00% 0
Lasqueti Transport Co-op service						
	Most of my trips (over 50%)	Many of my trips (less than 50%, but more than 10%)	Some of my trips (less than 10%)	None of my trips	Don't know or N/A	Total
Q2: Male	0.00% 0	0.00% 0	0.00% 0	100.00% 3	0.00% 0	5.88% 3
Q2: Female	0.00% 0	0.00% 0	11.11% 1	66.67% 6	22.22% 2	17.65% 9
Q2: Transgender	0.00% 0	0.00% 0	0.00% 0	100.00% 1	0.00% 0	1.96% 1
Q2: I prefer not to disclose	0.00% 0	0.00% 0	0.00% 0	0.00% 0	0.00% 0	0.00% 0
Hitch hiking or arranging a ride with someone you know						
	Most of my trips (over 50%)	Many of my trips (less than 50%, but more than 10%)	Some of my trips (less than 10%)	None of my trips	Don't know or N/A	Total
Q2: Male	14.29% 1	28.57% 2	28.57% 2	28.57% 2	0.00% 0	13.73% 7
Q2: Female	0.00% 0	42.86% 6	57.14% 8	0.00% 0	0.00% 0	27.45% 14
Q2: Transgender	0.00% 0	100.00% 1	0.00% 0	0.00% 0	0.00% 0	1.96% 1
Q2: I prefer not to disclose	0.00% 0	100.00% 1	0.00% 0	0.00% 0	0.00% 0	1.96% 1
Bicycle						
	Most of my trips (over 50%)	Many of my trips (less than 50%, but more than 10%)	Some of my trips (less than 10%)	None of my trips	Don't know or N/A	Total
Q2: Male	27.27% 3	27.27% 3	36.36% 4	9.09% 1	0.00% 0	21.57% 11
Q2: Female	12.50% 2	25.00% 4	25.00% 4	37.50% 6	0.00% 0	31.37% 16
Q2: Transgender	0.00% 0	0.00% 0	0.00% 0	100.00% 1	0.00% 0	1.96% 1
Q2: I prefer not to disclose	0.00% 0	100.00% 1	0.00% 0	0.00% 0	0.00% 0	1.96% 1
Walking						
	Most of my trips (over 50%)	Many of my trips (less than 50%, but more than 10%)	Some of my trips (less than 10%)	None of my trips	Don't know or N/A	Total
Q2: Male	27.27% 3	36.36% 4	27.27% 3	0.00% 0	9.09% 1	21.57% 11
Q2: Female	13.64% 3	40.91% 9	36.36% 8	9.09% 2	0.00% 0	43.14% 22
Q2: Transgender	0.00% 0	0.00% 0	0.00% 0	100.00% 1	0.00% 0	1.96% 1
Q2: I prefer not to disclose	0.00% 0	100.00% 1	0.00% 0	0.00% 0	0.00% 0	1.96% 1
	Q2: Male	Q2: Female	Q2: Transgender	Q2: I prefer not to disclose	Total	
Other (please specify)	8	6	0	0	14	

Q13 I am able to comfortably get around Lasqueti for my daily activities. (select the extent to which you agree or not)

Answered: 52 Skipped: 10



	Agree strongly	Agree	Neutral, or not certain	Disagree	Disagree strongly	Don't know	Total
Q2: Male	52.63% 10	42.11% 8	0.00% 0	0.00% 0	5.26% 1	0.00% 0	36.54% 19
Q2: Female	54.84% 17	38.71% 12	3.23% 1	3.23% 1	0.00% 0	0.00% 0	59.62% 31
Q2: Transgender	0.00% 0	0.00% 0	0.00% 0	0.00% 0	100.00% 1	0.00% 0	1.92% 1
Q2: I prefer not to disclose	0.00% 0	100.00% 1	0.00% 0	0.00% 0	0.00% 0	0.00% 0	1.92% 1
Total Respondents	27	21	1	1	2	0	52

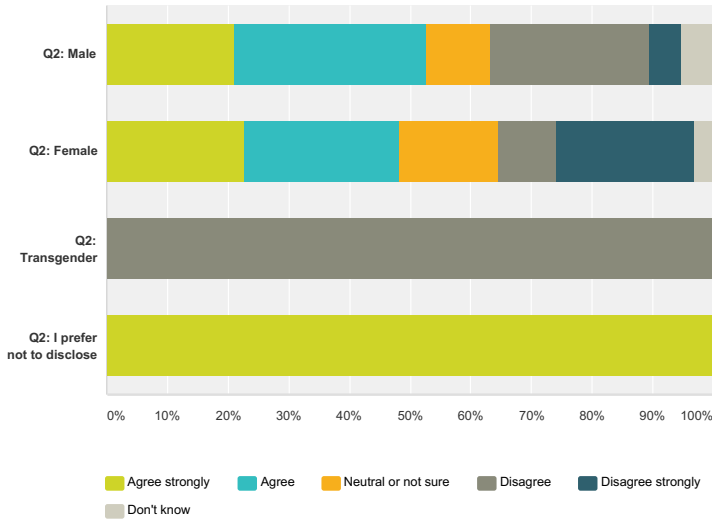
Q14 If you do not agree that you can comfortably get around Lasqueti Island for daily activities, briefly describe your challenges.

Answered: 11 Skipped: 51

	If you do not agree that you can comfortably get around Lasqueti Island for daily activities, briefly describe your challenges.	Total
Q2: Male	100.00% 4	36.36% 4
Q2: Female	100.00% 7	63.64% 7
Q2: Transgender	0.00% 0	0.00% 0
Q2: I prefer not to disclose	0.00% 0	0.00% 0
Total Respondents	11	11

Q15 The Lasqueti Island Land Use Bylaw governs density (Section 3.11, Subsection (1)) and limits the number of residential dwellings on most lots to one per 4 (four) hectares of lot area (Subdivision District A). Given that some types of private housing options such as co-housing (intentional community of private homes clustered around shared space) may be limited under these provisions, indicate the extent to which you agree or disagree that these density restrictions limit your ability to age on Lasqueti Island?

Answered: 52 Skipped: 10



	Agree strongly	Agree	Neutral or not sure	Disagree	Disagree strongly	Don't know	Total
Q2: Male	21.05% 4	31.58% 6	10.53% 2	26.32% 5	5.26% 1	5.26% 1	36.54% 19
Q2: Female	22.58% 7	25.81% 8	16.13% 5	9.68% 3	22.58% 7	3.23% 1	59.62% 31
Q2: Transgender	0.00% 0	0.00% 0	0.00% 0	100.00% 1	0.00% 0	0.00% 0	1.92% 1
Q2: I prefer not to disclose	100.00% 1	0.00% 0	0.00% 0	0.00% 0	0.00% 0	0.00% 0	1.92% 1
Total Respondents	12	14	7	9	8	2	52
Comment:							Total
Q2: Male							0
Q2: Female							0
Q2: Transgender							0
Q2: I prefer not to disclose							0

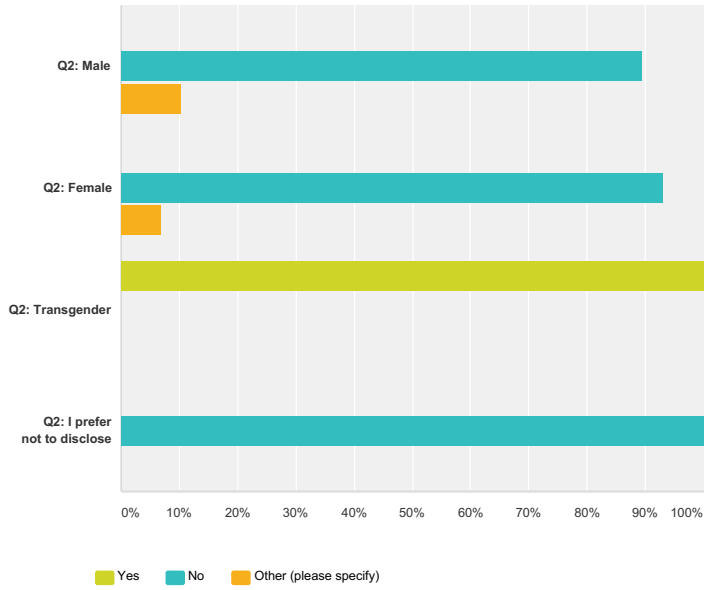
Q16 If you agree that density restrictions limit your ability to age on Lasqueti Island, please explain how the bylaw could be amended to overcome that obstacle.

Answered: 26 Skipped: 36

	If you agree that density restrictions limit your ability to age on Lasqueti Island, please explain how the bylaw could be amended to overcome that obstacle.	Total
Q2: Male	100.00% 11	42.31% 11
Q2: Female	100.00% 14	53.85% 14
Q2: Transgender	0.00% 0	0.00% 0
Q2: I prefer not to disclose	100.00% 1	3.85% 1
Total Respondents	26	26

Q17 Do you currently use a mobility device such as a scooter, wheelchair, or walking device?

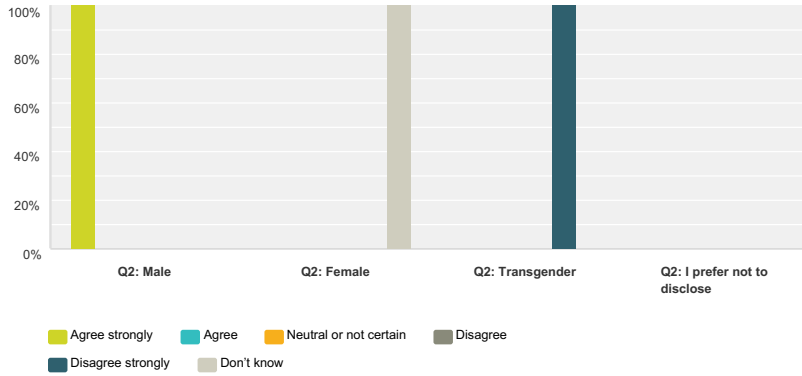
Answered: 50 Skipped: 12



	Yes	No	Other (please specify)	Total
Q2: Male	0.00% 0	89.47% 17	10.53% 2	38.00% 19
Q2: Female	0.00% 0	93.10% 27	6.90% 2	58.00% 29
Q2: Transgender	100.00% 1	0.00% 0	0.00% 0	2.00% 1
Q2: I prefer not to disclose	0.00% 0	100.00% 1	0.00% 0	2.00% 1
Total Respondents	1	45	4	50

Q18 If you use a mobility device, indicate the extent to which you agree it is easy to get around on Lasqueti Island.

Answered: 3 Skipped: 59



	Agree strongly	Agree	Neutral or not certain	Disagree	Disagree strongly	Don't know	Total
Q2: Male	100.00% 1	0.00% 0	0.00% 0	0.00% 0	0.00% 0	0.00% 0	33.33% 1
Q2: Female	0.00% 0	0.00% 0	0.00% 0	0.00% 0	0.00% 0	100.00% 1	33.33% 1
Q2: Transgender	0.00% 0	0.00% 0	0.00% 0	0.00% 0	100.00% 1	0.00% 0	33.33% 1
Q2: I prefer not to disclose	0.00% 0	0.00% 0	0.00% 0	0.00% 0	0.00% 0	0.00% 0	0.00% 0
Total Respondents	1	0	0	0	1	1	3

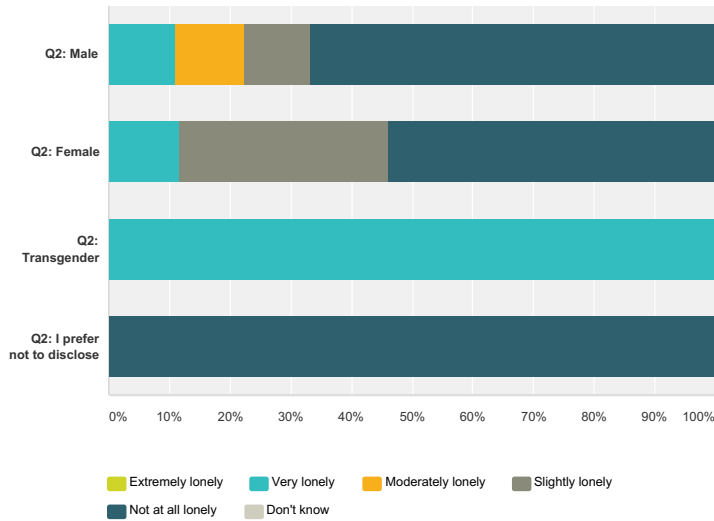
Q19 If you have difficulty getting around Lasqueti Island with a mobility device, please comment on the obstacles you encounter.

Answered: 1 Skipped: 61

	If you have difficulty getting around Lasqueti Island with a mobility device, please comment on the obstacles you encounter.	Total
Q2: Male	100.00% 1	100.00% 1
Q2: Female	0.00% 0	0.00% 0
Q2: Transgender	0.00% 0	0.00% 0
Q2: I prefer not to disclose	0.00% 0	0.00% 0
Total Respondents	1	1

Q20 Loneliness has been cited in studies as a major mental health issue in many communities, particularly among seniors. Indicate the extent to which you feel lonely living on Lasqueti Island.

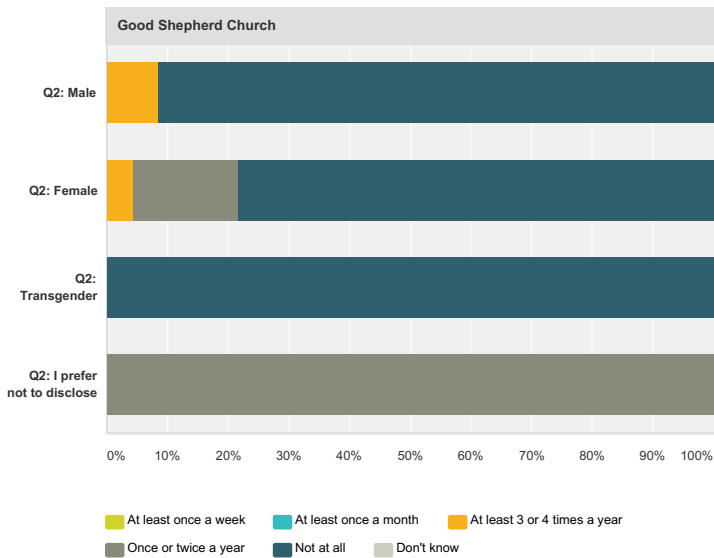
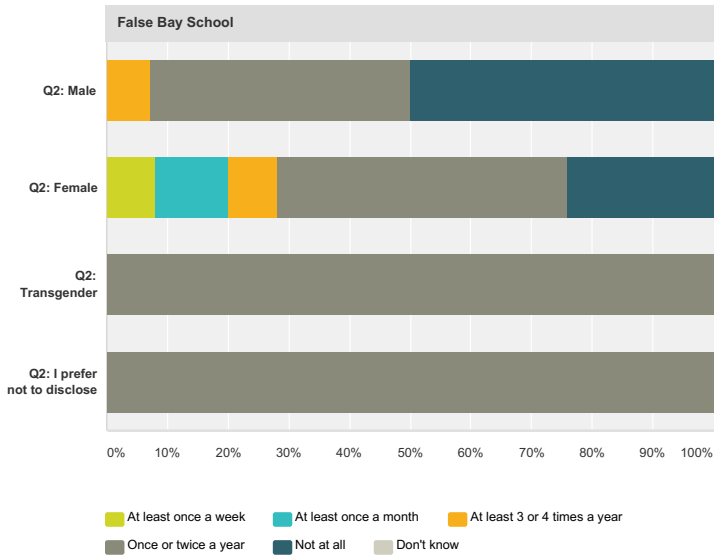
Answered: 46 Skipped: 16

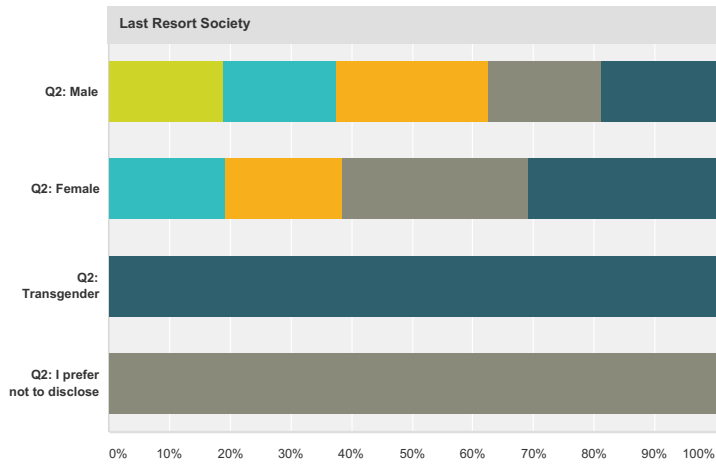


	Extremely lonely	Very lonely	Moderately lonely	Slightly lonely	Not at all lonely	Don't know	Total
Q2: Male	0.00% 0	11.11% 2	11.11% 2	11.11% 2	66.67% 12	0.00% 0	39.13% 18
Q2: Female	0.00% 0	11.54% 3	0.00% 0	34.62% 9	53.85% 14	0.00% 0	56.52% 26
Q2: Transgender	0.00% 0	100.00% 1	0.00% 0	0.00% 0	0.00% 0	0.00% 0	2.17% 1
Q2: I prefer not to disclose	0.00% 0	0.00% 0	0.00% 0	0.00% 0	100.00% 1	0.00% 0	2.17% 1
Total Respondents	0	6	2	11	27	0	46
	Comment					Total	
Q2: Male						1	1
Q2: Female						4	4
Q2: Transgender						0	0
Q2: I prefer not to disclose						0	0

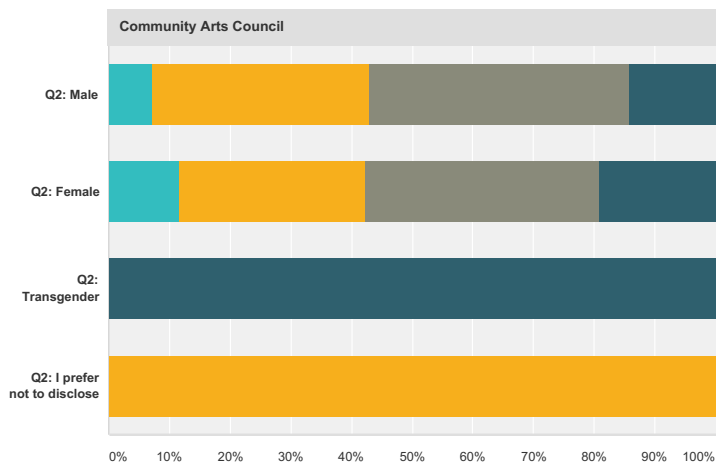
Q21 Indicate how often you participated in the past 12 months in meetings or activities of the following groups.

Answered: 46 Skipped: 16

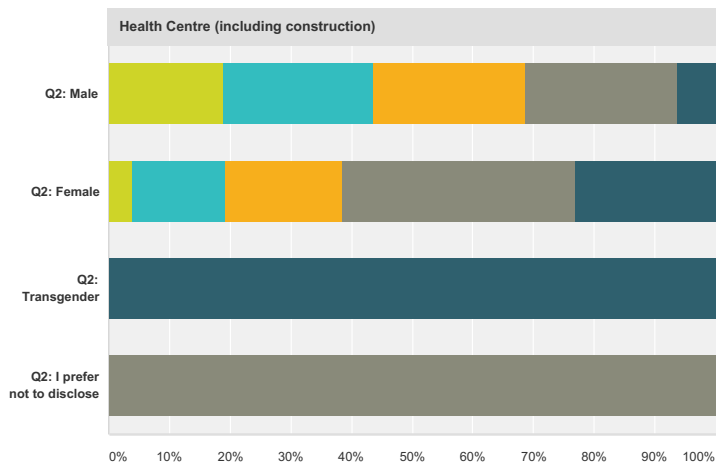




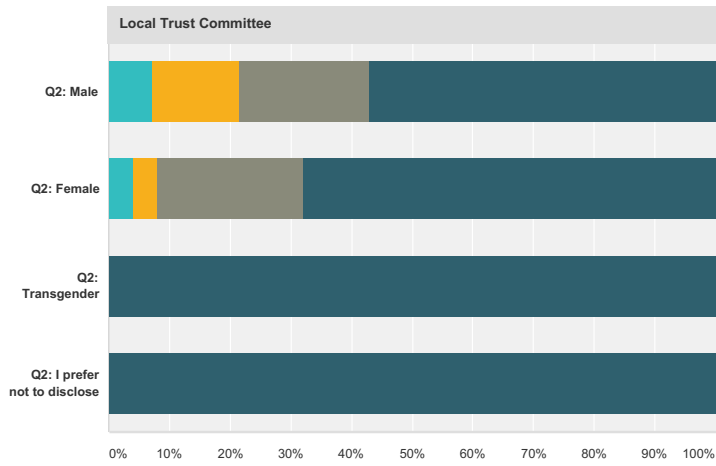
■ At least once a week
 ■ At least once a month
 ■ At least 3 or 4 times a year
■ Once or twice a year
 ■ Not at all
 ■ Don't know



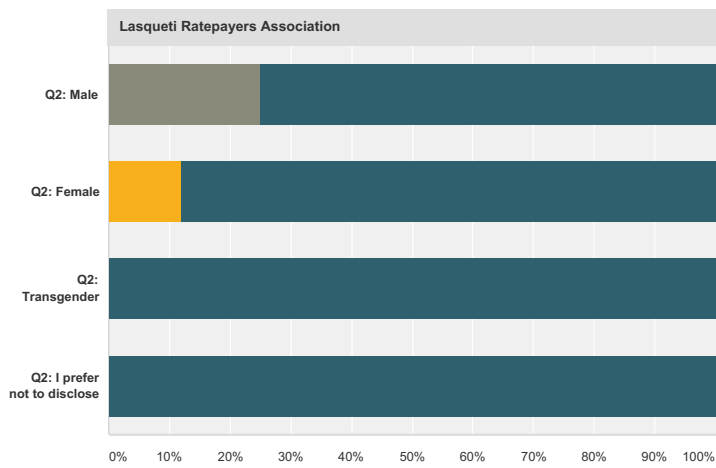
■ At least once a week
 ■ At least once a month
 ■ At least 3 or 4 times a year
■ Once or twice a year
 ■ Not at all
 ■ Don't know



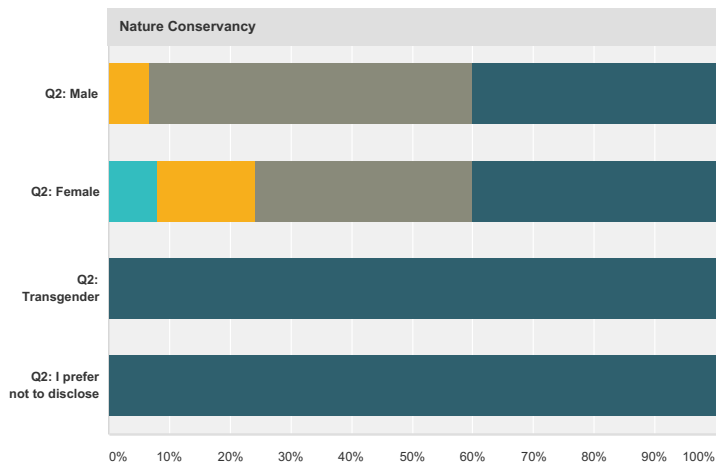
■ At least once a week
 ■ At least once a month
 ■ At least 3 or 4 times a year
■ Once or twice a year
 ■ Not at all
 ■ Don't know



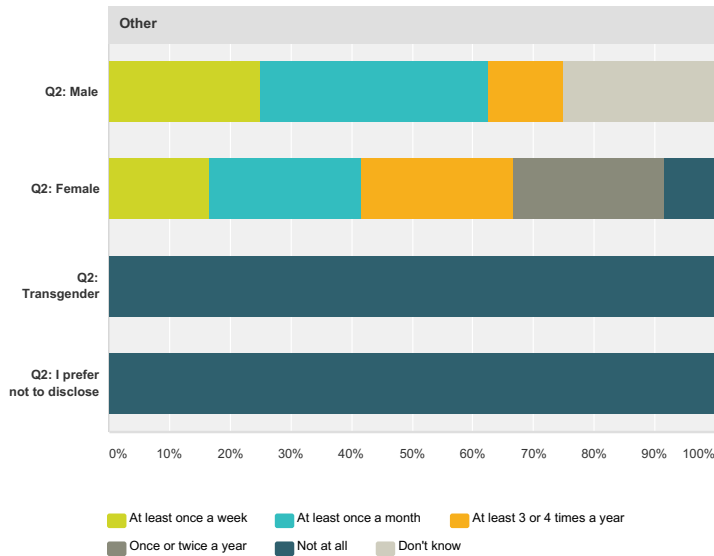
■ At least once a week
 ■ At least once a month
 ■ At least 3 or 4 times a year
■ Once or twice a year
 ■ Not at all
 ■ Don't know



■ At least once a week
 ■ At least once a month
 ■ At least 3 or 4 times a year
■ Once or twice a year
 ■ Not at all
 ■ Don't know



■ At least once a week
 ■ At least once a month
 ■ At least 3 or 4 times a year
■ Once or twice a year
 ■ Not at all
 ■ Don't know



False Bay School							
	At least once a week	At least once a month	At least 3 or 4 times a year	Once or twice a year	Not at all	Don't know	Total
Q2: Male	0.00% 0	0.00% 0	7.14% 1	42.86% 6	50.00% 7	0.00% 0	30.43% 14
Q2: Female	8.00% 2	12.00% 3	8.00% 2	48.00% 12	24.00% 6	0.00% 0	54.35% 25
Q2: Transgender	0.00% 0	0.00% 0	0.00% 0	100.00% 1	0.00% 0	0.00% 0	2.17% 1
Q2: I prefer not to disclose	0.00% 0	0.00% 0	0.00% 0	100.00% 1	0.00% 0	0.00% 0	2.17% 1
Good Shepherd Church							
	At least once a week	At least once a month	At least 3 or 4 times a year	Once or twice a year	Not at all	Don't know	Total
Q2: Male	0.00% 0	0.00% 0	8.33% 1	0.00% 0	91.67% 11	0.00% 0	26.09% 12
Q2: Female	0.00% 0	0.00% 0	4.35% 1	17.39% 4	78.26% 18	0.00% 0	50.00% 23
Q2: Transgender	0.00% 0	0.00% 0	0.00% 0	0.00% 0	100.00% 1	0.00% 0	2.17% 1
Q2: I prefer not to disclose	0.00% 0	0.00% 0	0.00% 0	100.00% 1	0.00% 0	0.00% 0	2.17% 1
Last Resort Society							
	At least once a week	At least once a month	At least 3 or 4 times a year	Once or twice a year	Not at all	Don't know	Total
Q2: Male	18.75% 3	18.75% 3	25.00% 4	18.75% 3	18.75% 3	0.00% 0	34.78% 16
Q2: Female	0.00% 0	19.23% 5	19.23% 5	30.77% 8	30.77% 8	0.00% 0	56.52% 26
Q2: Transgender	0.00% 0	0.00% 0	0.00% 0	0.00% 0	100.00% 1	0.00% 0	2.17% 1
Q2: I prefer not to disclose	0.00% 0	0.00% 0	0.00% 0	100.00% 1	0.00% 0	0.00% 0	2.17% 1
Community Arts Council							
	At least once a week	At least once a month	At least 3 or 4 times a year	Once or twice a year	Not at all	Don't know	Total
Q2: Male	0.00% 0	7.14% 1	35.71% 5	42.86% 6	14.29% 2	0.00% 0	30.43% 14
Q2: Female	0.00% 0	11.54% 3	30.77% 8	38.46% 10	19.23% 5	0.00% 0	56.52% 26
Q2: Transgender	0.00% 0	0.00% 0	0.00% 0	0.00% 0	100.00% 1	0.00% 0	2.17% 1
Q2: I prefer not to disclose	0.00% 0	0.00% 0	100.00% 1	0.00% 0	0.00% 0	0.00% 0	2.17% 1
Health Centre (including construction)							
	At least once a week	At least once a month	At least 3 or 4 times a year	Once or twice a year	Not at all	Don't know	Total
Q2: Male	18.75% 3	25.00% 4	25.00% 4	25.00% 4	6.25% 1	0.00% 0	34.78% 16
Q2: Female	3.85% 1	15.38% 4	19.23% 5	38.46% 10	23.08% 6	0.00% 0	56.52% 26

Q2: Transgender	0.00% 0	0.00% 0	0.00% 0	0.00% 0	100.00% 1	0.00% 0	2.17% 1
Q2: I prefer not to disclose	0.00% 0	0.00% 0	0.00% 0	100.00% 1	0.00% 0	0.00% 0	2.17% 1
Local Trust Committee							
	At least once a week	At least once a month	At least 3 or 4 times a year	Once or twice a year	Not at all	Don't know	Total
Q2: Male	0.00% 0	7.14% 1	14.29% 2	21.43% 3	57.14% 8	0.00% 0	30.43% 14
Q2: Female	0.00% 0	4.00% 1	4.00% 1	24.00% 6	68.00% 17	0.00% 0	54.35% 25
Q2: Transgender	0.00% 0	0.00% 0	0.00% 0	0.00% 0	100.00% 1	0.00% 0	2.17% 1
Q2: I prefer not to disclose	0.00% 0	0.00% 0	0.00% 0	0.00% 0	100.00% 1	0.00% 0	2.17% 1
Lasqueti Ratepayers Association							
	At least once a week	At least once a month	At least 3 or 4 times a year	Once or twice a year	Not at all	Don't know	Total
Q2: Male	0.00% 0	0.00% 0	0.00% 0	25.00% 4	75.00% 12	0.00% 0	34.78% 16
Q2: Female	0.00% 0	0.00% 0	12.00% 3	0.00% 0	88.00% 22	0.00% 0	54.35% 25
Q2: Transgender	0.00% 0	0.00% 0	0.00% 0	0.00% 0	100.00% 1	0.00% 0	2.17% 1
Q2: I prefer not to disclose	0.00% 0	0.00% 0	0.00% 0	0.00% 0	100.00% 1	0.00% 0	2.17% 1
Nature Conservancy							
	At least once a week	At least once a month	At least 3 or 4 times a year	Once or twice a year	Not at all	Don't know	Total
Q2: Male	0.00% 0	0.00% 0	6.67% 1	53.33% 8	40.00% 6	0.00% 0	32.61% 15
Q2: Female	0.00% 0	8.00% 2	16.00% 4	36.00% 9	40.00% 10	0.00% 0	54.35% 25
Q2: Transgender	0.00% 0	0.00% 0	0.00% 0	0.00% 0	100.00% 1	0.00% 0	2.17% 1
Q2: I prefer not to disclose	0.00% 0	0.00% 0	0.00% 0	0.00% 0	100.00% 1	0.00% 0	2.17% 1
Other							
	At least once a week	At least once a month	At least 3 or 4 times a year	Once or twice a year	Not at all	Don't know	Total
Q2: Male	25.00% 2	37.50% 3	12.50% 1	0.00% 0	0.00% 0	25.00% 2	17.39% 8
Q2: Female	16.67% 2	25.00% 3	25.00% 3	25.00% 3	8.33% 1	0.00% 0	26.09% 12
Q2: Transgender	0.00% 0	0.00% 0	0.00% 0	0.00% 0	100.00% 1	0.00% 0	2.17% 1
Q2: I prefer not to disclose	0.00% 0	0.00% 0	0.00% 0	0.00% 0	100.00% 1	0.00% 0	2.17% 1
	Q2: Male	Q2: Female	Q2: Transgender	Q2: I prefer not to disclose	Total		
Other (please specify)	11	14	0	1	26		

Q22 Please share any additional comments you may have on making Lasqueti Island a better place to age at home.

Answered: 22 Skipped: 40

	Please share any additional comments you may have on making Lasqueti Island a better place to age at home.	Total
Q2: Male	100.00% 7	31.82% 7
Q2: Female	100.00% 14	63.64% 14
Q2: Transgender	0.00% 0	0.00% 0
Q2: I prefer not to disclose	100.00% 1	4.55% 1
Total Respondents	22	22