

# Gambier Island Housing Profile

Population and Dwelling Characteristics	2021 Census
Total population	430
Population over 60+	200
Population change 2016-2021	+70%
Total private dwellings	593
Change in dwellings 2016-2021	-
Private dwellings occupied by full-time residents	215
Private households	130
Household couples with children	30
One parent households	5
Median income of individuals**	\$37,600
Median income of households of 2+**	\$103,000
Households spending 30% or more of total income on housing *	30
Households in housing that is unsuitable or in need of repair*	0
Households in core housing need***	-

Renter Households	
Full-time households who rent	30
Median monthly shelter costs*	\$640
% tenants in subsidized housing*	0%
% tenants spending 30% or more on shelter*	-

Owner Households	
Full-time households who own*	105
Median monthly shelter costs*	\$360
Median value of properties	\$695,000

\* Based on 25% sample data (Census)


\*\* Before tax income (Census)

\*\*\* When a private household's housing falls below at least one of the indicator thresholds for housing adequacy, affordability or suitability, and spends 30% or more of its total before-tax income to pay the median rent of alternative local housing that is acceptable (attains all three housing indicator thresholds)

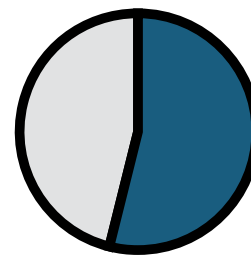
- Data suppressed to meet confidentiality requirements of the Statistics Act

Source: <https://www12.statcan.gc.ca/census-recensement/2021/dp-pd/prof/index.cfm?Lang=E>

For more information on the Trust Area: Statistics Canada 2021 Census Infographics <https://islandstrust.bc.ca/programs/trend-monitoring/>



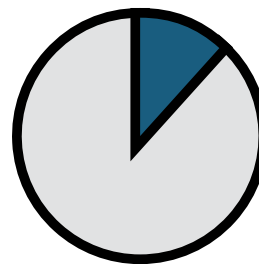
**36%**  
Full-time Occupied Dwellings



**47%**  
Population of age 60+



**23%**  
Households spending 30% + on housing and/ or are in housing unsuitable or in need of repair.



**22%**  
Households who rent

**78%**  
Households who own