




Hornby Island Housing Profile

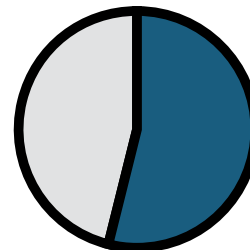
Population and Dwelling Characteristics	2021 Census
Total population	1,225
Population over 60+	675
Population change 2016-2021	+ 20.6%
Total private dwellings	1,117
Change in dwellings 2016-2021	+ 1.2%
Private dwellings occupied by full-time residents	654
Private households	655
Household couples with children	80
One parent households	25
Median income of individuals**	\$26,000
Median income of households of 2+**	\$70,500
Households spending 30% or more of total income on housing *	85
Households in housing that is unsuitable or in need of repair*	115
Households in core housing need***	75

Renter Households	
Full-time Households who rent*	120
Median monthly shelter costs*	\$700
% tenants in subsidized housing*	0%
% tenants spending 30% or more on shelter*	30.4%

Owner Households	
Full-time Households who own*	475
Median monthly shelter costs*	\$424
Median value of properties	\$600,000



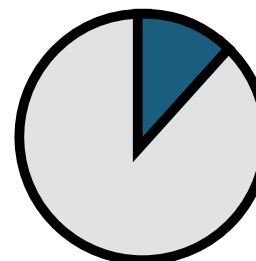
59%
Full-time Occupied Dwellings



55%
Population of age 60+



42%
Households spending 30%+; in housing unsuitable or in need of repair; in core housing need.



20%
Households who rent
80%
Households who own

* Based on 25% sample data (Census)

** Before tax income (Census)

*** When a private household's housing falls below at least one of the indicator thresholds for housing adequacy, affordability or suitability, and spends 30% or more of its total before-tax income to pay the median rent of alternative local housing that is acceptable (attains all three housing indicator thresholds)

Source: <https://www12.statcan.gc.ca/census-recensement/2021/dp-pd/prof/index.cfm?Lang=E>

For more information on the Trust Area: Statistics Canada 2021 Census Infographics <https://islandstrust.bc.ca/programs/trend-monitoring/>