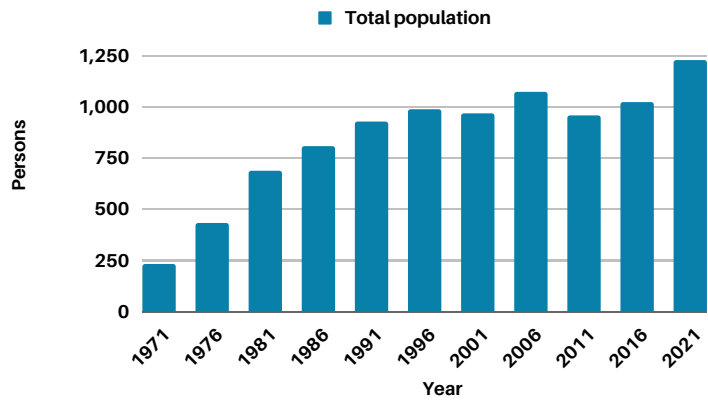


# 2021 Census Profile

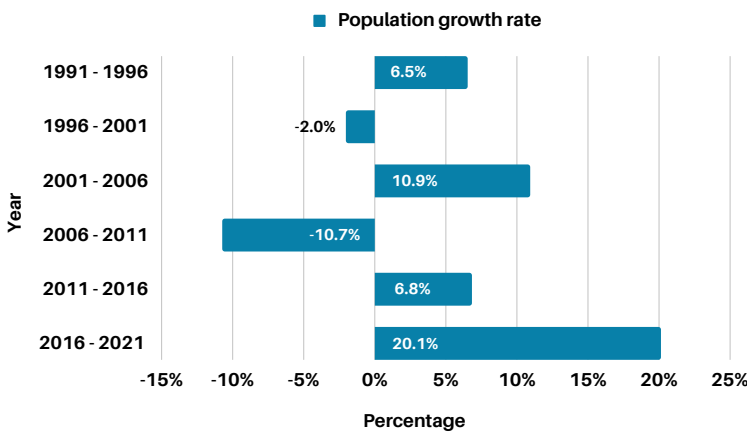
## Hornby Island Local Trust Area

### Total population

The total population of Hornby Island Local Trust Area was 1,225, with a median age of 62.8 in 2021.

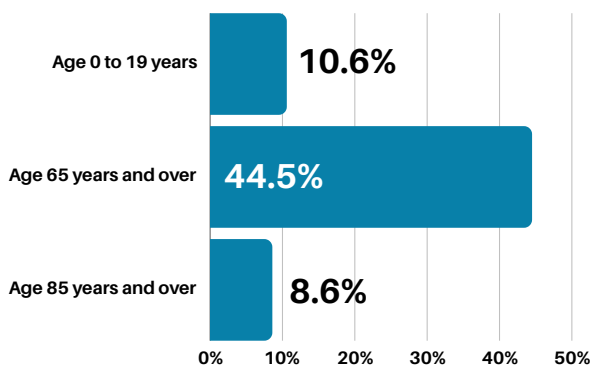


### Total population growth rate

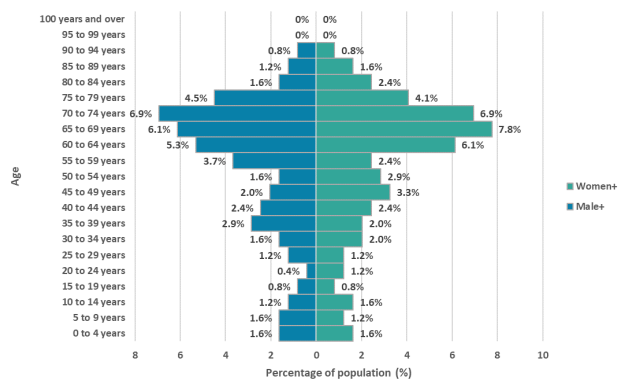


Between 1991 and 2021 the population of Hornby Island Local Trust Area grew by 32.4%.

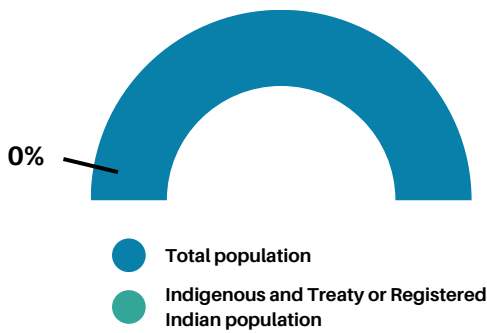
### Population of children versus seniors, 2021



### Total population by gender, 2021

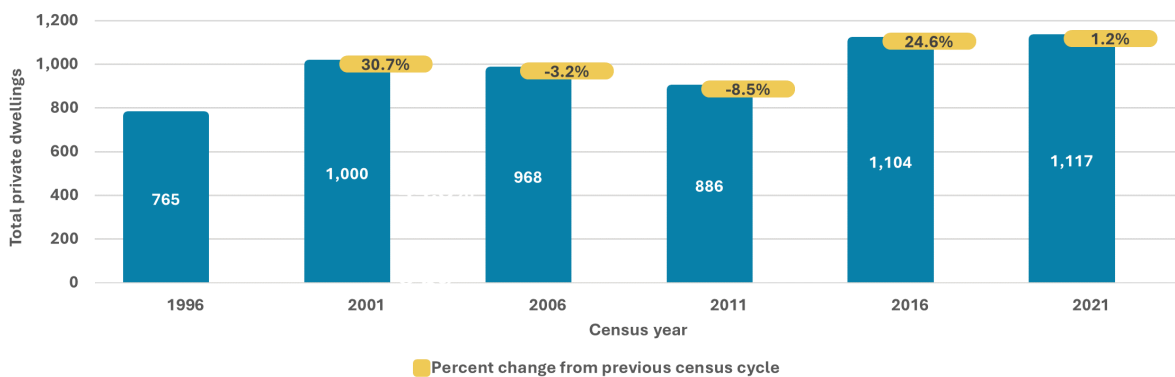


### Population by Indigenous and Registered or Treaty Indian status, 2021

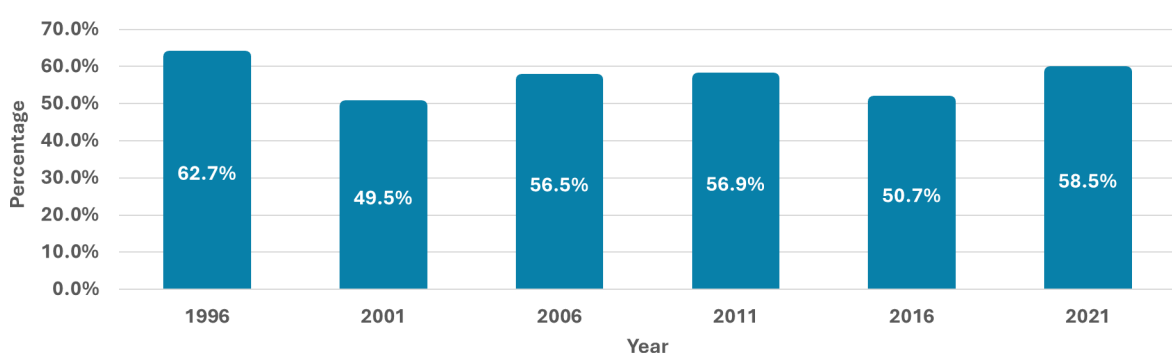


In 2021, 0% of the total population identified as Indigenous or Registered or Treaty Indian.

### Total number of private dwellings and percent change between 1996 and 2021



### Percentage of private dwellings occupied by usual resident between 1991 and 2021



**Notes:**

- 1971 and 1976 Census, Hornby Island Local Trust Area split into Denman Island Local Trust Area and Hornby Island Local Trust Area by using the 1981 population and dwelling proportion.
- 1981 Census, about five-sixths of EA 59005252 included here and about one-sixth of EA 59005252 included here.
- To ensure confidentiality, the values, including totals, are randomly rounded either up or down to a multiple of '5' or '10'. To understand these data, you must be aware that each individual value is rounded. As a result, when these data are summed or grouped, the total value may not match the individual values since totals and sub-totals are independently rounded. Similarly, percentages, which are calculated on rounded data, may not necessarily add up to 100%.

**Sources:** Statistics Canada, 1971 to 1986 Census of Population, Geocoding; Statistics Canada, 1981 to 2021 Census of Population, 100% Data; Statistics Canada, 2021 Census of Population, 25% Sample-based Data

