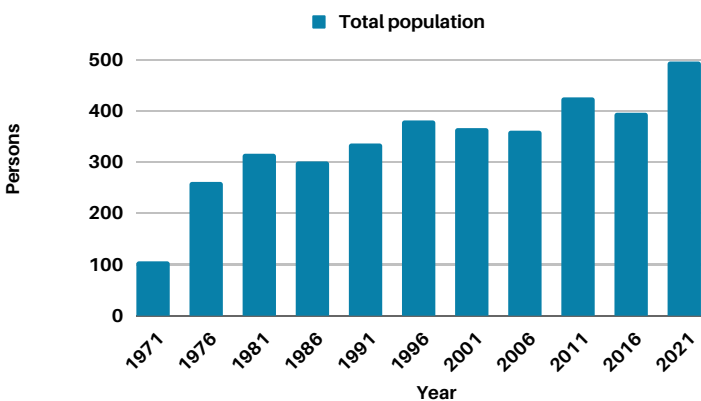


2021 Census Profile

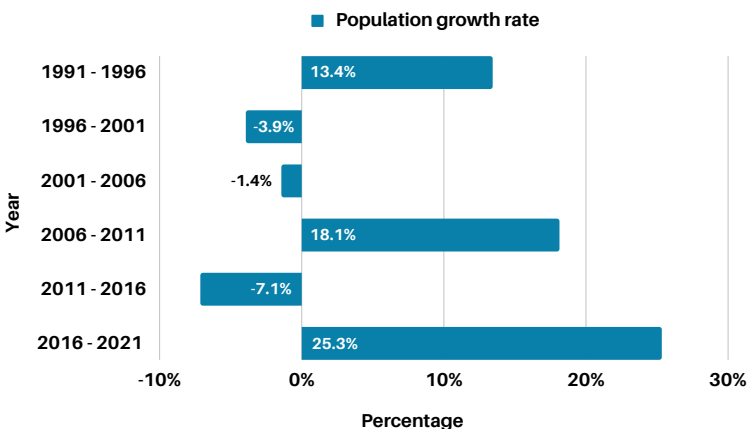
Lasqueti Island Local Trust Area

Total population

The total population of Lasqueti Island Local Trust Area was 495, with a median age of 54.8 in 2021.

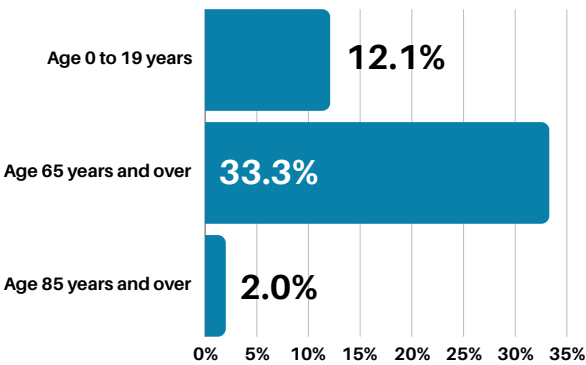


Total population growth rate

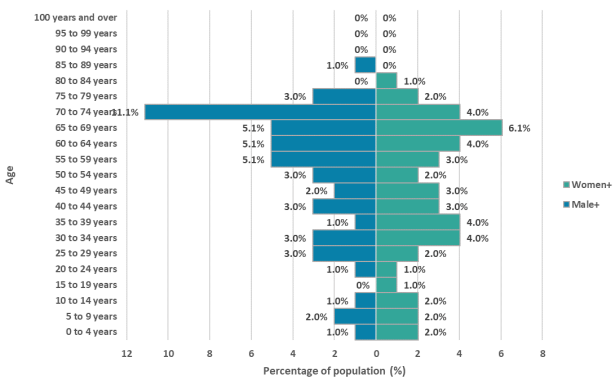


Between 1991 and 2021 the population of Lasqueti Island Local Trust Area grew by 47.8%.

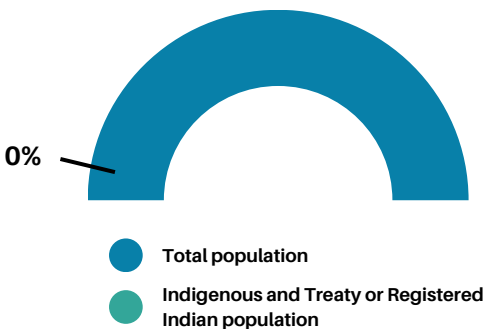
Population of children versus seniors, 2021



Total population by gender, 2021

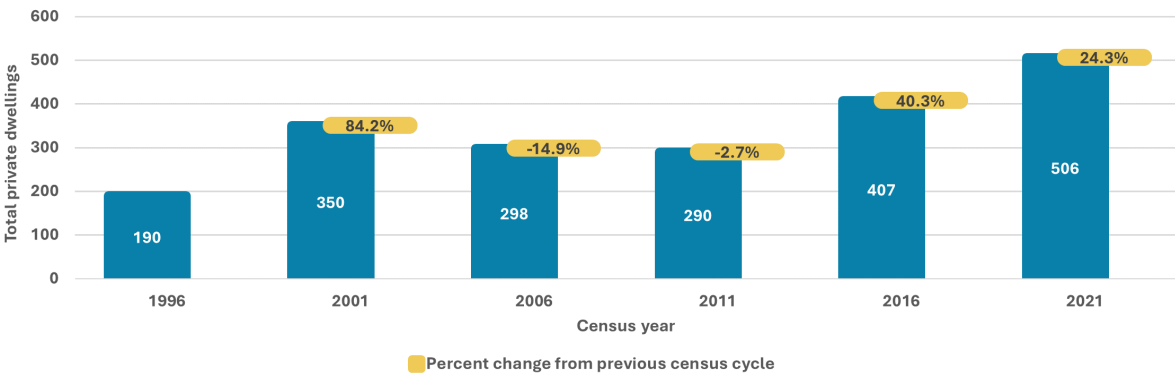


Population by Indigenous and Registered or Treaty Indian status, 2021

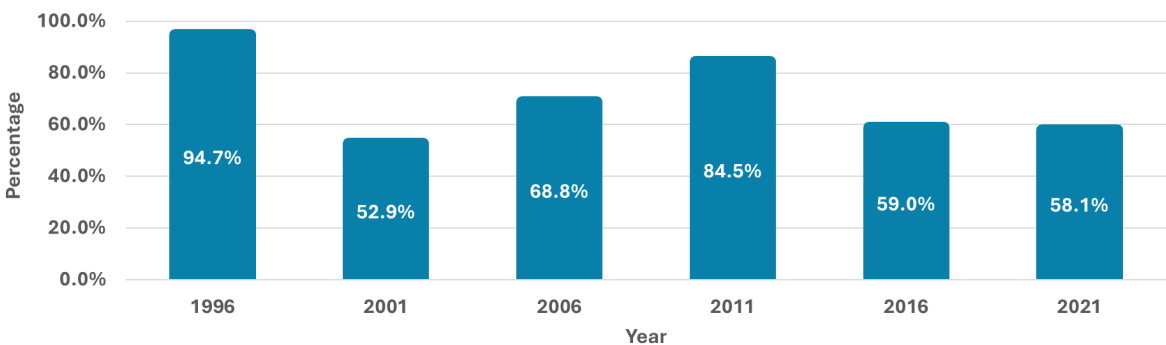


In 2021, 0% of the total population identified as Indigenous or Registered or Treaty Indian.

Total number of private dwellings and percent change between 1996 and 2021



Percentage of private dwellings occupied by usual resident between 1991 and 2021



Notes:

- With high global non-response rate, the 2016 Census data for Lasqueti Island Local Trust Area should be used with caution as counts and estimates for this community have a high risk of non-response bias.
- 1981 Census, about five-sixths of EA 59005252 included here and about one-sixth of EA 59005252 included here.
- To ensure confidentiality, the values, including totals, are randomly rounded either up or down to a multiple of '5' or '10.' To understand these data, you must be aware that each individual value is rounded. As a result, when these data are summed or grouped, the total value may not match the individual values since totals and sub-totals are independently rounded. Similarly, percentages, which are calculated on rounded data, may not necessarily add up to 100%.

Sources: Statistics Canada, 1971 to 1986 Census of Population, Geocoding; Statistics Canada, 1981 to 2021 Census of Population, 100% Data; Statistics Canada, 2021 Census of Population, 25% Sample-based Data