

Mayne Island Housing Profile

Population and Dwelling Characteristics	2021 Census
Total population	1,304
Population over 60	750
Population change 2016-2021	+ 37%
Total private dwellings	1,292
Change in dwellings 2016-2021	+ 6%
Private dwellings occupied by full-time residents	706
Private households	760
Household couples with children	80
One parent households	30
Median income of individuals**	\$34,000
Median income of households of 2+**	\$80,000
Households spending 30% or more of total income on housing *	105
Households in housing that is unsuitable or in need of repair*	215
Households in core housing need***	70

Renter Households	
Full-time residents who rent*	90
Median monthly shelter costs*	\$800
% tenants in subsidized housing*	0%
% tenants spending 30% of more on shelter*	29.4%

Owner Households	
Full-time Residents who own*	670
Median monthly shelter costs*	\$556
Median value of properties	\$576,000


* Based on 25% sample data (Census)

** Before tax income (Census)

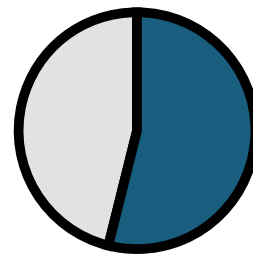
*** When a private household's housing falls below at least one of the indicator thresholds for housing adequacy, affordability or suitability, and spends 30% or more of its total before-tax income to pay the median rent of alternative local housing that is acceptable (attains all three housing indicator thresholds).

Source: <https://www12.statcan.gc.ca/census-recensement/2021/dp-pd/prof/index.cfm?Lang=E>

For more information on the Trust Area: Statistics Canada 2021 Census Infographics <https://islandstrust.bc.ca/programs/trend-monitoring/>



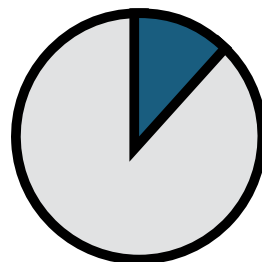
54%
Full-time Occupied
Dwellings



58%
Population
of age 60+



51%
Households
spending 30% +; in
housing unsuitable
or in need of repair;
in core housing
need.



12%
Residents who rent

88%
Residents who own